



## Port Commission Regular Meeting

Thursday, January 22, 2026 at 1:00 PM

In Person & Videoconference - Administration Building - 1100 Cherry Street - Freeport

This meeting agenda with the agenda packet is posted online at [www.portfreeport.com](http://www.portfreeport.com)

The meeting will be conducted pursuant to Section 551.127 of the Texas Government Code titled "Videoconference Call." A quorum of the Port Commission, including the presiding officer, will be present at the Commissioner Meeting Room located at 1100 Cherry Street, Freeport, Texas. The public will be permitted to attend the meeting in person or by videoconference.

Join Zoom Meeting

<https://us02web.zoom.us/j/85931787619?pwd=p8ZdxVk4iLi5dctBznfwsEYk0Dlk1b.1>

Meeting ID: 859 3178 7619

Passcode: 011018

1. **CONVENE OPEN SESSION in accordance with Texas Government Code Section 551.001, et. seq., to review and consider the following:**
2. **Invocation.**
3. **Pledge of Allegiance: U.S. Flag & Texas Flag**
4. **Roll Call.**
5. **Safety Briefing.**
6. **Call to identify and discuss any conflicts of interest that may lead to a Commissioner abstaining from voting on any posted agenda item.**
7. **Public Comment.**  
*Public comment on any matter not on this Agenda will be limited to 5 minutes per participant and can be completed in person or by videoconference.*
8. **Public Testimony.**  
*Public testimony on any item on this Agenda will be limited to 5 minutes per agenda item per participant and can be completed in person or by videoconference.*

- 9. Receive reports from Executive Staff on activities and matters related to administrative affairs, financial results, facility engineering matters, operations and vessel activity, safety matters, security matters, tenant updates, USCOE and other related port affairs.**
  - A. Executive Director/CEO
  - B. Director of Engineering
  - C. Director of Operations
  - D. Director of Business & Economic Development
  - E. Chief Financial Officer
- 10. Receive reports from Commissioners on matters related to Port Commission related meetings or conferences, Port presentations and other Port related matters.**
  - A. January 16 Business Development Committee Meeting
  - B. January 16 Finance Committee Meeting
- 11. Consent Agenda.**
  - A. Approval of Minutes from the Regular Meeting held December 18, 2025.
  - B. Approval of financial reports for the periods ending November 30, 2025 and December 31, 2025.
- 12. Approval of granting the U.S. Army Corps of Engineers a Temporary Dredge Material Placement Area Easement on Placement Area 1.**
- 13. Approval of Change Order No. 1 for the Rider 37 Roadways Project.**
- 14. Approval of an Economic Impact Study to be performed by the Texas A&M Transportation Institute (TTI), for an amount not to exceed \$87,000.**
- 15. Approval of budget for the International Fresh Produce Association's Global Produce and Floral Show to be held October 14-16, 2026.**

- 16. Approval of a Stevedore License Application submitted by Red Hook ConRo Terminals LLC.**
- 17. Approval of Executive Director/CEO and Commissioners' travel for the AAPA Annual Convention to be held September 28-30, 2026 in New Orleans, LA.**
- 18. EXECUTIVE SESSION in accordance with Subchapter D of the Open Meetings Act, Texas Government Code Section 551.001, et. seq., to review and consider the following:**
  - A. Under authority of Section 551.071 (Consultation with Attorney):
    1. Consultation with attorney under Government Code Section 551.071(1) to seek or receive attorney's advice on pending or contemplated litigation.
    2. Consultation with attorney under Government Code Section 551.071(2) to seek or receive attorney's advice on legal matters that are not related to litigation.
  - B. Under authority of Section 551.076 (Deliberation of Security Matters):
    1. Discussion regarding issues related to the deployment, or specific occasions for implementation of security personnel or devices or security audit and services.
  - C. Under authority of Section 551.087 (Economic Development Negotiations or Incentives):
    1. To discuss or deliberate commercial or financial information that the governmental body has received from a business prospect that the governmental body seeks to have locate, stay or expand in or near the territory of the governmental body and with which the governmental body is conducting economic development negotiations.
      - i. Business & Economic Development Report including potential offers of financial or other incentives to the business prospect.
    2. To deliberate the offer of a financial or other incentive to a business prospect described by Subdivision (1).
  - D. Under authority of Section 551.072 (Deliberation of Real Property Matters) for discussion regarding:

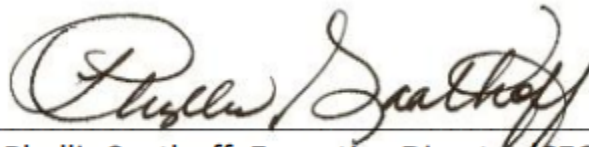
1. The potential purchase, exchange, lease or value of real property located at Port Freeport, including but not limited to the real property located at and contiguous to Berths 1, 2, 3, 5, 7 and 8.
  2. The potential lease or value of real property located at Port Freeport, including but not limited to Parcel 1.
  3. The potential exchange, lease or value of real property located at Port Freeport, including but not limited to Parcels 14, 19, 27, 31, 34 and property on Quintana Island.
- E. Under authority of Section 551.074 (Deliberation of Personnel Matters) for discussion regarding:
1. Deliberation regarding the appointment, employment, evaluation, reassignment, duties of a public officer or employee, including but not limited to: Executive Director/CEO.

**19. RECONVENE OPEN SESSION:**

**20. Adjourn.**

The Port Commission does not anticipate going into a closed session under Chapter 551 of the Texas Government Code at this meeting for any other items on the agenda, however, if necessary, the Port Commission may go into a closed session as permitted by law regarding any item on the agenda.

With this posted notice, Port Commissioners have been provided certain background information on the above listed agenda items. Copies of this information can be obtained by the public at the Port Administrative offices at 1100 Cherry Street, Freeport, TX.

A handwritten signature in dark ink, appearing to read "Phyllis Saathoff", is written over a horizontal line.

Phyllis Saathoff, Executive Director/CEO

**PORT FREEPORT**

Participation is welcomed without regard to race, color, religion, sex, age, national origin, disability or family status. In accordance with Title II of the Americans with Disabilities Act and Section 504 of the Rehabilitation Act, persons with disabilities needing reasonable accommodations to participate in this proceeding, or those requiring language assistance (free

of charge) should contact the Executive Assistant no later than forty-eight (48) hours prior to the meeting, at (979) 233-2667, ext. 4326, email: [bevers@portfreeport.com](mailto:bevers@portfreeport.com).

La participación es bienvenida sin distinción de raza, color, religión, sexo, edad, origen nacional, discapacidad o situación familiar. De acuerdo con el Título II de la Ley de Estadounidenses con Discapacidades y la Sección 504 de la Ley de Rehabilitación, las personas con discapacidades que necesiten adaptaciones razonables para participar en este procedimiento, o aquellas que requieran asistencia lingüística (sin cargo), deben comunicarse con el Asistente Ejecutivo a más tardar cuarenta -ocho (48) horas antes de la reunión, al (979) 233-2667, ext. 4326, correo electrónico: [bevers@portfreeport.com](mailto:bevers@portfreeport.com).

## MEMORANDUM

**TO:** Phyllis Saathoff, Executive Director/CEO  
Port Commissioners

**FROM:** Amanda Veliz, Public Affairs Manager

**DATE:** January 22, 2026

**SUBJECT:** Public Affairs Departmental Report – January 2026

---

### PUBLIC AFFAIRS

#### Communications and Media

***Freeport Harbor Channel Marine Traffic*** – The website provides information on marine traffic related to the Freeport Harbor Channel Improvement Project (FHCIP) dredging, serving the local community. On May 30, the United States Army Corps of Engineers awarded the contract for Reaches 1, 2, and 4 to Great Lakes Dredge and Dock Company, LLC (GLDD). Currently, two mechanical dredges are working in Reach 1. The dredged material is being deposited in an EPA-approved area offshore in the Gulf of America. Updates will be posted as necessary.

***Freeport Harbor Channel Improvement Project*** – Staff continues to respond to public inquiries regarding Port Freeport and the Freeport Harbor Channel Improvement Project and maintains updated information on [PortFreeport.com/governance/bond-channel-project](http://PortFreeport.com/governance/bond-channel-project).

***Print and Social Media Monitoring*** – Staff continues to monitor publications, newspapers, agendas, and social media for matters pertaining to Port Freeport, its partners, and the harbor community.

***Press Releases and News Postings*** – On December 10, 2025, a press release was issued to announce Port Freeport's Centennial Celebration and Community Port Tours through the port's official communication channels. Three media outlets covered the press release, including the American Journal of Transportation (AJOT), the Economic Development Alliance for Brazoria County, and WGMA. Additionally, The Facts and The Bulletin published their own stories on Port Freeport's Centennial and the associated events.

On December 18, 2025, another press release was distributed to announce that Port Freeport had earned its 36th consecutive Certificate of Achievement for Excellence in Financial Reporting. This news was picked up by four outlets: the American Journal of Transportation (AJOT), The Bulletin, NewsBreak, and WGMA.

In the coming weeks, additional press releases will be issued regarding the completion of Area 5 and the winners of the TACFT Logo Drawing Contest.

***Social Media Postings*** – Staff is actively posting important information on social media, including port facts, press releases, safety awareness tips, weather preparedness advice, and other relevant updates about our community. The following posts were made on Facebook/LinkedIn in late November and December. Additionally, we may share posts related to port activities and events.

\*December 10 – Press Release: Port Freeport Marks 100 Years with Centennial Celebration and Community Port Tours  
December 11 – Centennial Celebration Recap Video  
December 11 – Reminder: Committee Meetings (ESG&S and OSS)  
December 12 – Holiday Decorating Safety Tips  
December 15 – Centennial Community Port Tours Recap Video  
December 16 – Christmas Light Safety Tips  
December 17 – Reminder: Port Commission Meeting  
December 18 – Press Release – 36th Consecutive Award for Financial Reporting  
December 19 – Recap: Port Commission Meeting  
December 22 – Holiday Travel Safety Tips  
December 23 – Freeport LNG Plaque Presentation  
December 24 – Reminder Holiday Office Closure: Christmas  
December 25 – Holiday: Happy Holidays/Christmas Message  
December 30 – New Year's Eve Fireworks Safety Tips  
December 31 – Reminder Holiday Office Closure: New Year's Day  
January 1 – Holiday: New Year's Day Message  
January 6 – Notice To Bidders: "New Fenders Docks 1, 2, and 3."  
January 6 – Reminder: Pilot Commission Meeting  
January 7 – TACFT Logo Drawing Contest Post  
January 8 – Reappointment of Captain Noah Niday and Captain Billy Burns as Branch Pilots  
January 9 – National Law Enforcement Appreciation Day  
January 12 – Did You Know? Port Freeport Ranking  
January 14 – TACFT Logo Drawing Contest Post  
January 15 – Reminder: Multiple Port Committee Meetings (Finance & Bus. Dev.)  
January 16 – Reminder Holiday Office Closure: Martin Luther King Jr. Day  
January 20 – TACFT Sponsorship Post  
January 21 – Reminder: Port Commission Meeting  
January 22 – Safety in Port Freeport's Operations  
January 23 – Recap: Port Commission Meeting  
January 26 – TACFT Logo Drawing Contest Post

\*Additional social media posts were created following the creation of the previous departmental monthly report.

### **Port/Community Events**

***Community Advisory Panel (C.A.P.)*** – The dates for the upcoming C.A.P. meetings are as follows:

- Tuesday, February 3rd

Guest Speaker: Lance Goodwin, Senior Vice President of Business Development and Innovation, Freeport LNG Development, L.P.

Location: Clute Event Center

- Tuesday, June 9th

- Tuesday, September 1st

- Tuesday, December 8th

Please email Tricia Vela at [vela@portfreeport.com](mailto:vela@portfreeport.com) to report any new member appointments or changes.

***Port Freeport Take-A-Child Fishing Tournament (TACFT)*** – Please save the following dates:

- Captain's Dinner: Thursday, May 7, 2026, from 5:30 PM to 7:30 PM

- 26th Annual Take-A-Child Fishing Tournament: Saturday, May 9, 2026, at Freeport Municipal Park, from 8:00 AM to 12:00 PM.

The Public Affairs staff has officially launched the annual logo drawing contest, with an entry deadline of February 13th. Entry forms for the contest have been approved and distributed to school districts and homeschool groups within the navigation district.

We are currently seeking sponsors for the event. If you know of any businesses or individuals who might be interested in sponsoring, please share their information with Darlene Winkler.

Digital forms have been created and made available on the Port Freeport website to make access easier, simplify submissions, and enhance overall participation.

***Port Freeport Golf Tournament*** – The tentative date for the 15<sup>th</sup> Annual Golf Tournament at The Wilderness is Monday, October 26, 2026.

***Employee United Way of Brazoria County Campaign (UWBC)***

Port Freeport employees pledged a total of \$3,420, which will be donated to UWBC.

***Port Presentations, Tours, and Meetings***

January 14 – Americans for Prosperity

February 3 – C.A.P. Meeting

February 22 – Sea Cadets

***Community Events and Meetings - (Informational purpose only)***

January 8 – Angleton Chamber of Commerce - 16th Annual Awards Luncheon & Chairman's Address

January 15 – Brazosport Chamber of Commerce - Luncheon

***Upcoming Community Events and Meetings - (Informational purpose only)***

January 22 – ABC Member Mixer

January 29 – The Alliance Membership Luncheon - The AI Moment

January 29 – Highway 36A Coalition Luncheon

January 29 – Angleton Chamber of Commerce - Annual Gala

February 4 – ABC Texas Gulf Coast - Joint Membership Luncheon

February 12 – Brazoria County Hispanic Chamber of Commerce Gala

February 19 – Brazosport Chamber of Commerce Awards Luncheon

February 20-21 – ABC Cook-Off

February 26 – Texas Port Ministry Banquet

February 26 – ABC - Ladies in Trades Mixer

February 28 – Junior Achievement Celebrity Waiter

***Strategic Initiatives Overview***

This section of the report provides a high-level overview of our upcoming initiatives. As plans are further developed, detailed proposals and timelines will be shared and presented for review.

***Crisis Management Communication Plans*** – We will develop proactive communication strategies for potential crises, such as severe storms, power outages, and work stoppages. The goal is to ensure swift, clear communication and effective outreach, improving our preparedness and response capabilities.



***Community Engagement Plan*** – To strengthen relationships with the community, we are expanding outreach programs and increasing local government advocacy efforts. These initiatives will focus on transparency, enhancing public trust, and fostering greater engagement between the port and the community.

***Efficiency & Innovation*** – We are exploring innovative tools and software to improve the department's efficiency, automate processes, and reduce costs. These efforts will focus on saving time in project management, streamlining communications, and providing data-driven insights to support our public affairs strategy.



1100 CHERRY ST. • FREEPORT, TX 77541  
(979) 233-2667 • 1 (800) 362-5743 • FAX: (979) 373-0023  
WWW.PORTFREEPORT.COM

## MEMORANDUM

**TO:** Commissioners  
Directors  
Legal Counsel

**FROM:** Jason Hull, P.E. *JH*  
Director of Engineering

**DATE:** January 8, 2026

**SUBJECT:** Departmental Report

---

### PROJECTS

1. **FHCIP Reaches 1, 2, and 4** – This project involves deepening the Freeport Ship Channel to various depths ranging from 26-ft to 56-ft depending on the Reach and is funded through Bond funds and Civil Works Budget Appropriation. The final contract is with Great Lakes Dredge & Dock for \$159,743,430. Anticipated contract modification will extend the completion. The current completion date was extended to June 30, 2026. Dredge 58 is working near shore and inside the jetties. The Ellis Island has gone into dry dock for scheduled work. It will be back after the first of the year to finish strong. The Dodge Island is working in Reach 1.



2. **Velasco Terminal Rider 37** – This project involves reconstructing portions of 8<sup>th</sup> Street, Poplar Street, and Terminal Street. It also involves building a truck parking area at Terminal Street and 5<sup>th</sup> Street and a Jug-handle intersection to connect FM 1495 to 2nd Street. This is partially funded through a RIDER 37 program that will pay up to \$6,228,128. The Port will pay the remaining \$2,771,872. This project is closing out now.

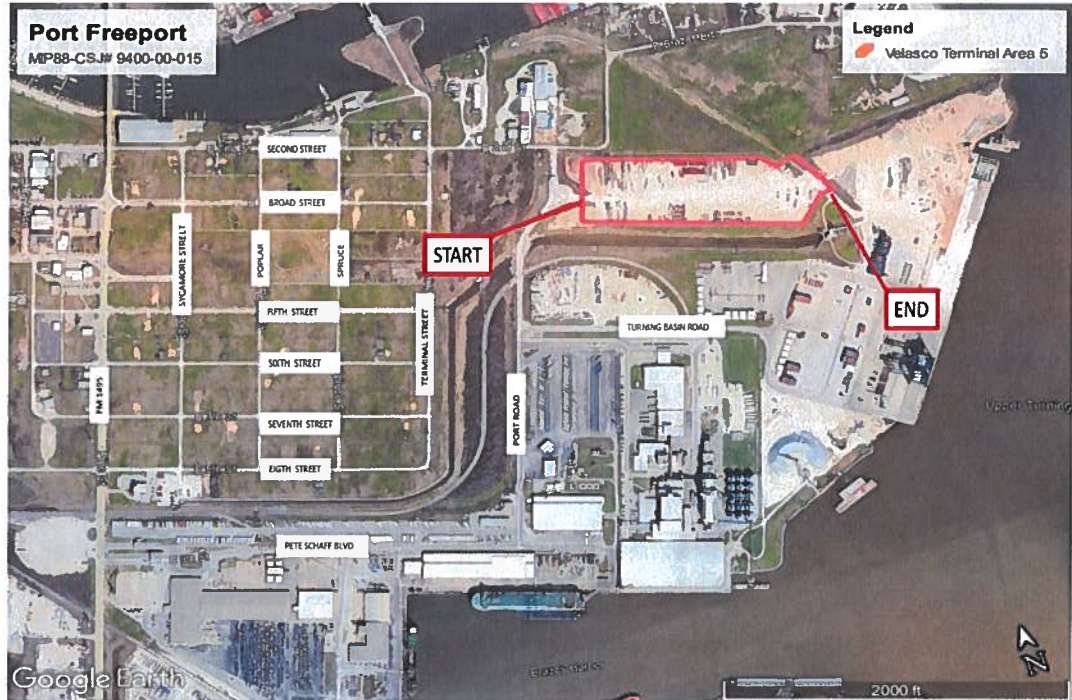
411



3. **Velasco Terminal Area 5** – This project involves development of container yard in Velasco Terminal. TxDOT will fund up to \$11,565,621. The project was awarded to Harper Brothers for \$18,508,603.35. Construction has begun. The project is closing out now.

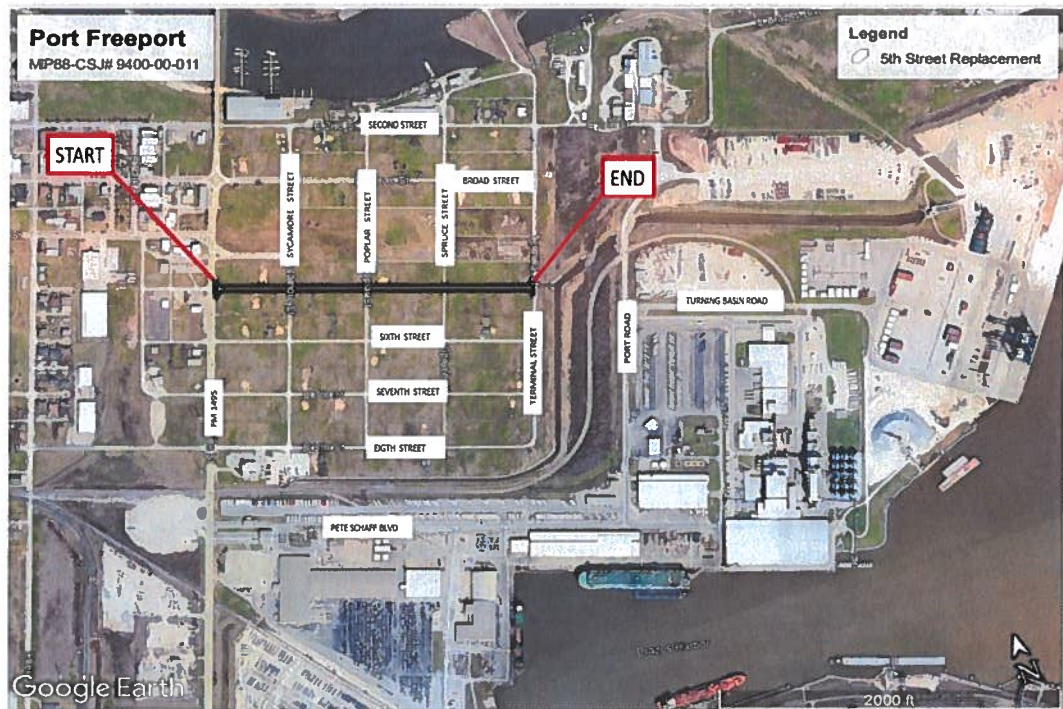
*JH*



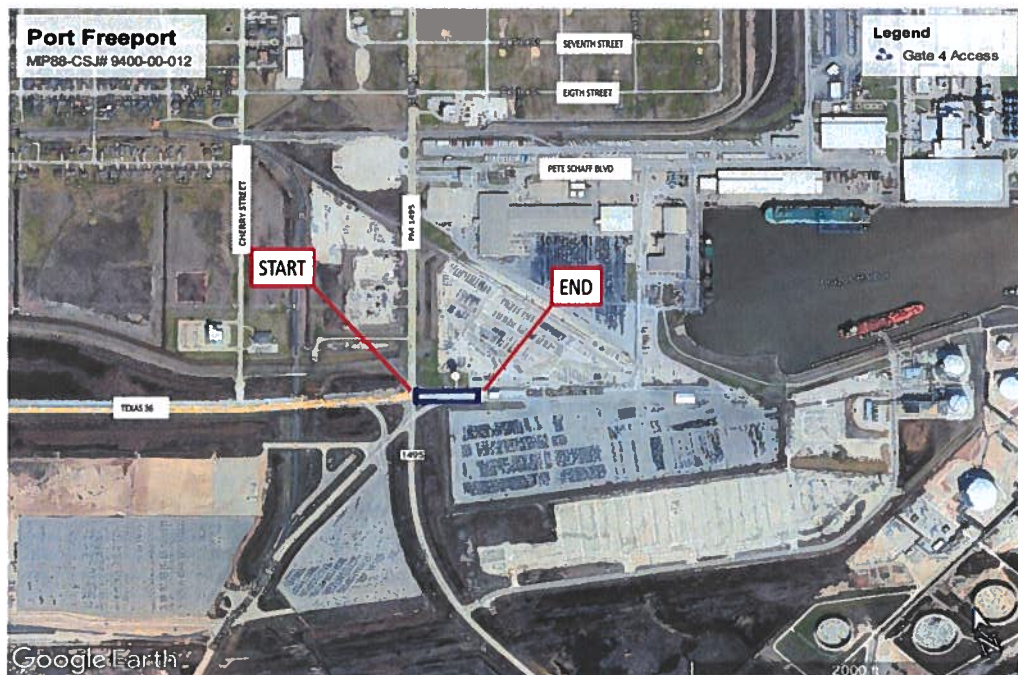


4. **East 5<sup>th</sup> Street** – This project involves rebuilding E. 5<sup>th</sup> Street in the expansion area to be suitable for truck traffic from FM 1495 to Terminal Street. TxDOT will fund up to \$3,802,189 which is 75% of the estimated costs. The Port will pay remainder of the project costs, which is estimated to be \$1,267,396. Bids were opened on February 4, 2025. This project was awarded on February 27, 2025. Project will be completed in close coordination with the Rider 37 project, so as to provide continuous access to the crossdock facility on Terminal. The project is closing out now.

JH



5. **Gate 4 Access** – This project involves widening the access road to Gate 4 from FM 1495 to Gate 4. TxDOT will fund up to \$950,547, which is 75% of the estimated costs. The Port will pay remainder of the project costs, which is estimated to be \$316,849. Harper Brothers was awarded the contract for \$1,148,987.20. The Project will be finished before March 1, 2026.



JH



6. **Yearly maintenance of NOAA PORTS sensors by TAMU-CC Texas A&M Corpus Christi** is the Port's contracted service provider of maintenance for the Port's NOAA PORTS sensors in the ship channel. Twice per year the sensors are removed and exchanged with backup sensors, the batteries recharged, and the sensors cleaned of marine growth (repaired if necessary) and bench tested, then placed on the shelf for re-deployment. Periodically, unscheduled service is needed, and that work is performed and invoiced to the port on a time & materials rate. Below is a summary of all work and cost for maintenance to date:

Description	Date	Cost
Surfside current sensor dive inspection & clean	11/16/25	\$11,263.00
LB6 R&R battery	12/04/25	\$ 2,923.69



7. **Parcel 17 Offsite Detention** – The surveyor has completed the boundary and topographic survey. The engineering department is currently working on the plan set. The plans have been submitted to VDD for approval. An Interlocal agreement was signed and VDD will begin work in April 2026.

JA



8. **New Fenders Docks 1, 2, and 3** – This project involves replacing 40 existing arch type fenders with panel type fenders. The project is out for bid now, and bids will be opened on February 10, 2026.



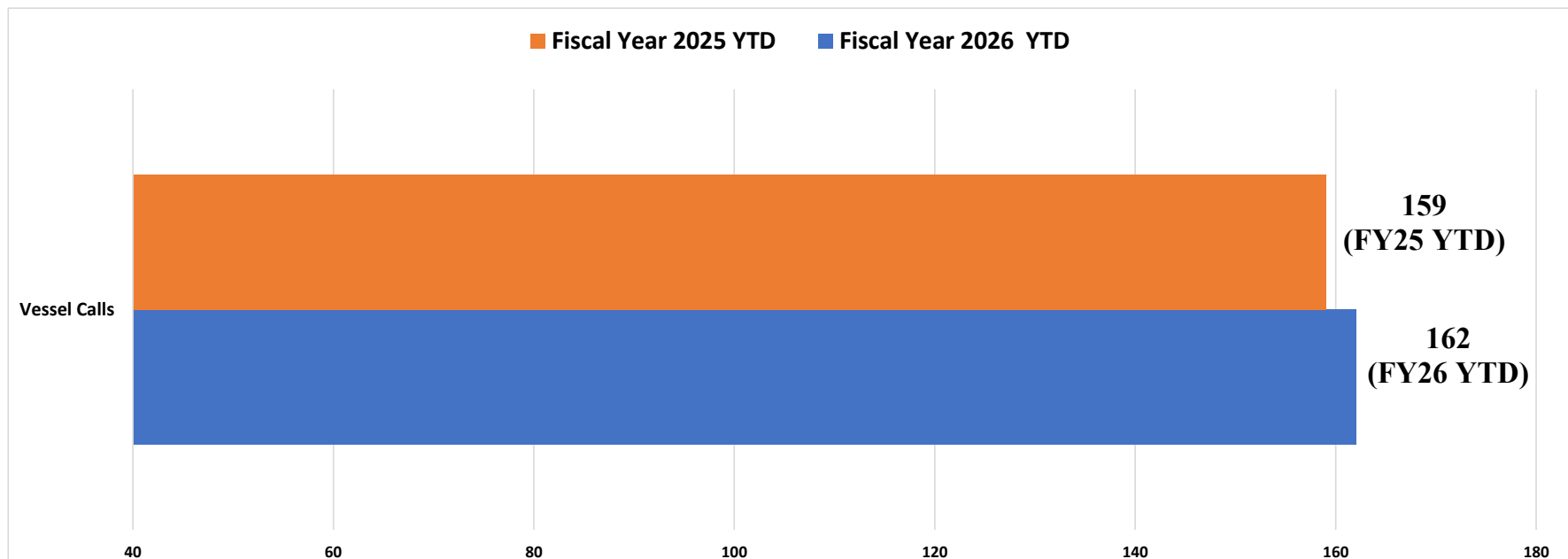
JH





# PORT FREEPORT<sup>SM</sup>

## 2026 YTD Vessel Calls

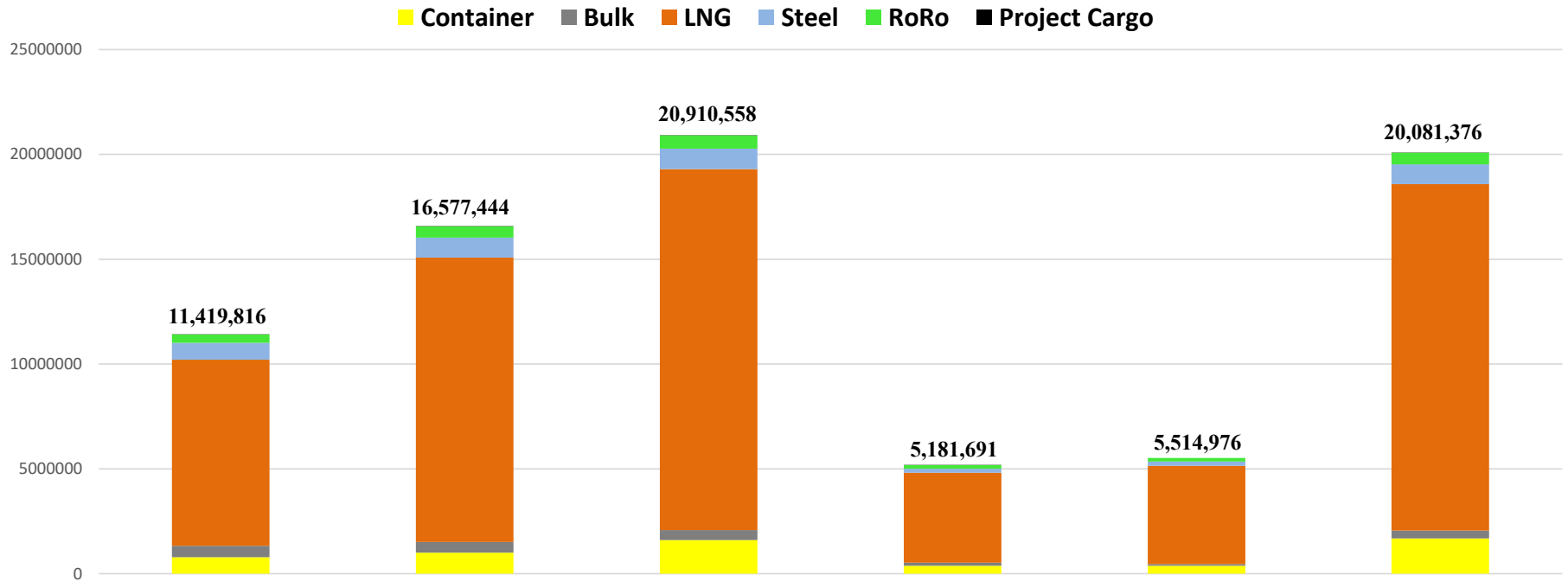


	Fiscal Year 2023	Fiscal Year 2024	Fiscal Year 2025	Fiscal Year 2025 YTD	Fiscal Year 2026 Budget	Fiscal Year 2026 YTD	Oct 2025	Nov 2025	Dec 2025	Jan 2026	Feb 2026	Mar 2026	Apr 2026	May 2026	Jun 2026	Jul 2026	Aug 2026	Sep 2026
Vessel Calls	402	526	616	159	722	162	56	52	54									
Lay Days	1086	1458	1820	453	0	319	98	111	110									

December 2025: 54 Total Vessel Calls  
There were 108 Total Vessel Calls Portwide.



## Total Tonnage by Fiscal Year



	Fiscal Year 2023 Total	Fiscal Year 2024 Total	Fiscal Year 2025 Total	Fiscal 2025 YTD	Fiscal 2026 YTD	Fiscal 2026 Budget
Container	784,513	1,004,603	1,601,315	378,013	376,768	1,685,716
Bulk	546,017	504,548	484,153	142,539	77,784	369,632
LNG	8,879,936	13,565,951	17,218,133	4,297,080	4,687,350	16,524,000
Steel	797,447	951,608	971,730	194,309	212,291	950,000
RoRo	400,811	546,014	630,853	165,533	160,784	547,528
Project Cargo	11,092	4,720	4,374	4,218	-	4,500
Total Import/Export	11,419,816	16,577,444	20,910,558	5,181,691	5,514,976	20,081,376

**\*\*YTD Tonnage is up 6% from this time last year.\*\***

**Total Vehicles Handled YTD ( 43,089 )**

**Total Containers Handled ( 21,963 ), TEU ( 43,911 )**

### Rail Car Count FY 26

	Steel	Bulk	RoRo Arrivals		RoRo Departure		Total
			Loaded	Empty	Loaded	Empty	
October	-	182	309	2	326	41	860
November		247	333	118	261	40	999
December		130	349	-	370	88	937
January							-
February							-
March							-
April							-
May							-
June							-
July							-
August							-
September							-
Total	-	559	991	120	957	169	2,796

Volkswagen	October	November	December	January	February	March	April	May	June	July	August	September	Total
Unloaded Vehicles	3,090	2,777	5,127										10,994
Outgated Vehicles	3,312	2,688	3,740										9,740

**Railcars has increased due to New OEM customer**



## Operations Insight for January 2026

LNG	Bulk	RoRo	Steel	Container	Layberth	Project Cargo	Total Vessels Expected
18	1	19	2	12	1	1	54

# Financial Report for November 2025 (Unaudited)

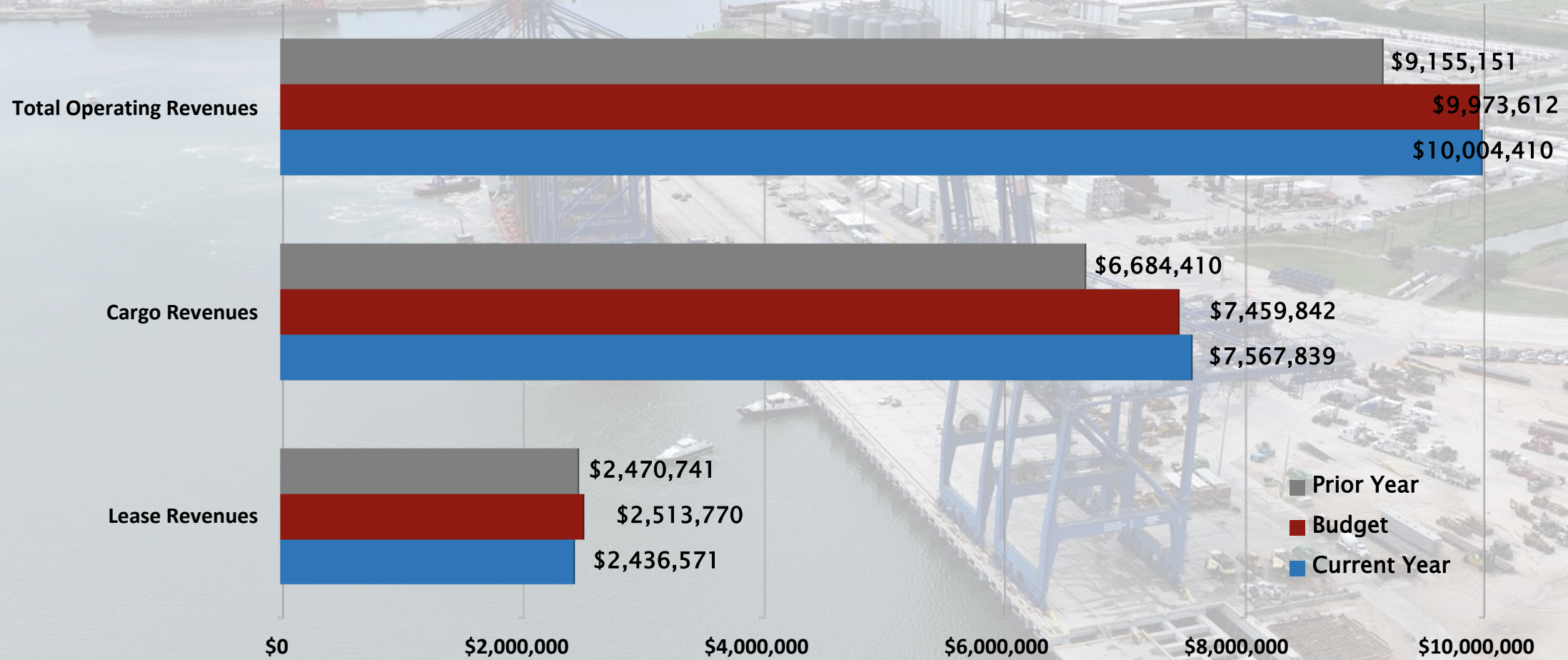


Jan 22, 2025

Rob Lowe | Chief Financial Officer



# FY 2026 YTD OPERATING REVENUES

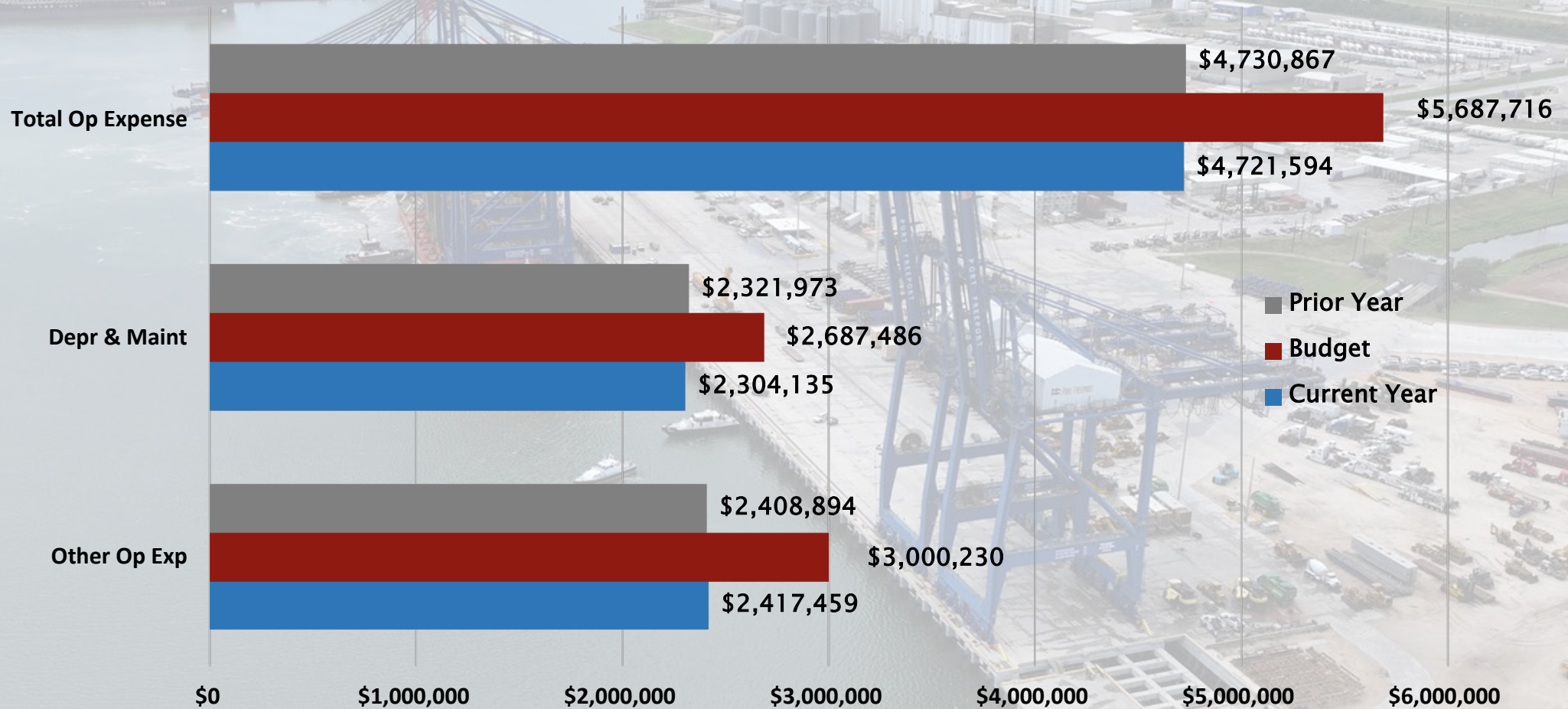


## COMPARISON:

- Operating revenues are up over PY 9% and at budget for fiscal year 2026
- Cargo revenues are above PY by 13% and above budget by 1%
- Lease revenues are 1% below PY and 3% below budget



# FY 2026 YTD OPERATING EXPENSE

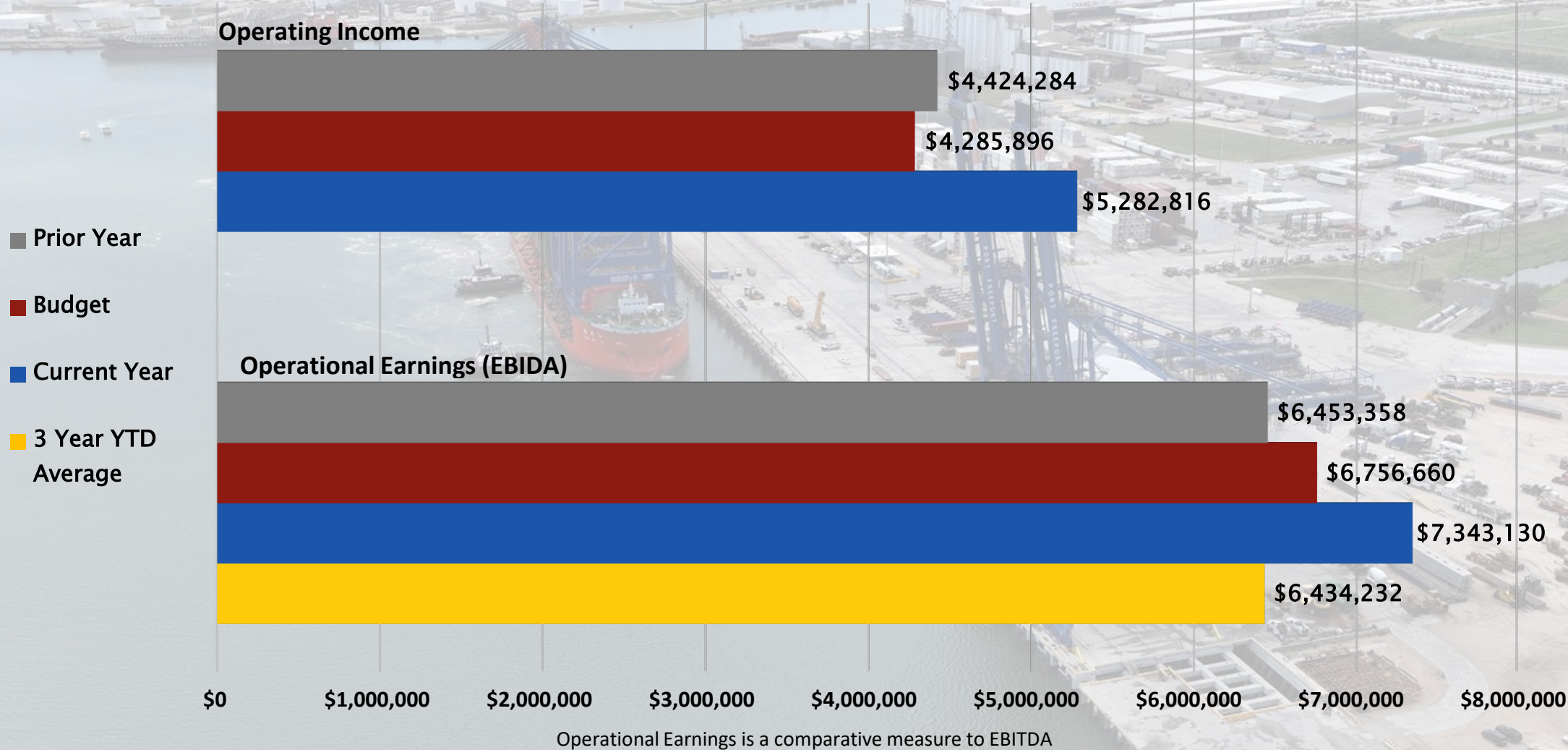


## COMPARISON:

- Total operating expenses are level to prior year and below budget 17%
- Depr & maint are 1% below the PY and 14% below budget
- Other expenses are level with PY and below budget by 19%



# FY 2026 YTD OPERATING INCOME



## COMPARISON:

- Operating income is 19% above PY and above budget 23%
- Operational earnings are 14% above PY and above 3 Year YTD Average by 5%



# FY 2026 YTD CHANGE IN NET POSITION

## Change in Net Position

- Non-Operating Revenue (Expense) includes Ad Valorem Taxes, Investment Income, Debt Service and Gain (Loss) on Sale of Assets
- Other consists of expenses related to hurricane Beryl.
- Drivers for comparison to budget are primarily timing of grant revenue reimbursements.

	Year To Date	YTD Budget	Total 2025 Budget
<b>Operating Income</b>	\$ 5,282,817	\$ 4,285,896	\$ 25,888,071
<b>Non-Operating Revenue (Expenses)</b>	\$ (1,378,328)	\$ (1,217,516)	\$ (7,306,187)
<b>Capital Contributed (To) From Others</b>			
<b>Berth 2 Floodwall Modifications</b>	\$ (15,850)	\$ -	\$ -
<b>Other</b>	\$ (22,420)	\$ -	\$ -
<b>Grants</b>	\$ 3,218,202	\$ 1,736,801	\$ 10,420,831
<b>Change In Net Position</b>	\$ 7,084,421	\$ 4,805,181	\$ 29,002,715



# FY 2026 YTD CASH FLOWS

<i>Cash Flow Measure</i>	<i>Current Year</i>	<i>Prior Year</i>
<i>Cash Provided by Operations</i>	<b>\$ 3,956,819</b>	<b>\$6,342,250</b>
<i>Cash Provided by Non-Cap Financing</i>	<b>(9,894)</b>	<b>(200,293)</b>
<i>Cash Used by Cap Financing</i>	<b>(9,064,848)</b>	<b>(12,438,939)</b>
<i>Cash Provided by Investing Activities</i>	<b>548,856</b>	<b>768,582</b>
<i>Net Increase (Decrease) in Cash</i>	<b>(\$ 4,569,067)</b>	<b>(\$ 5,528,400)</b>

## COMPARISON:

- Operating cash flow is positive due to increase in operating revenues
- Cash provided from non cap financing are tax levy collections and hurricane recovery efforts
- Capital Financing funds are used for capital improvements.



# FY 2026 STATISTICS

<i><b>Measure</b></i>	<i><b>Current Year</b></i>	<i><b>Prior Year</b></i>	<i><b>Budget</b></i>
<i><b>Operating Margin</b></i>	<i><b>53%</b></i>	<i><b>48%</b></i>	<i><b>43%</b></i>
<i><b>Current Ratio (unrestricted)</b></i>	<i><b>5.12 to 1</b></i>	<i><b>5.6 to 1</b></i>	<i><b>n/a</b></i>
<i><b>Debt to Net Assets Ratio</b></i>	<i><b>1.105 to 1</b></i>	<i><b>1.282 to 1</b></i>	<i><b>n/a</b></i>



# ACCOUNTS RECEIVABLE AGING

<i><b>Year</b></i>	<i><b>0-30 days</b></i>	<i><b>31-60 days</b></i>	<i><b>61-90 days</b></i>	<i><b>Over 90 days</b></i>
<i><b>November 30, 2025 FY 2026</b></i>	<b>95%</b> <b>\$7,127,141</b>	<b>2%</b> <b>\$171,700</b>	<b>2%</b> <b>\$ 173,958</b>	<b>1%</b> <b>\$58,269</b>
<i><b>November 30, 2024 FY 2025</b></i>	<b>88%</b> <b>\$5,591,660</b>	<b>8%</b> <b>\$508,226</b>	<b>1%</b> <b>\$ 90,728</b>	<b>3%</b> <b>\$217,723</b>
<i><b>November 30, 2023 FY 2024</b></i>	<b>99%</b> <b>\$5,032,611</b>	<b>0%</b> <b>\$4,128</b>	<b>0%</b> <b>\$0</b>	<b>1%</b> <b>\$35,544</b>





# Questions and Comments?



# Financial Report for December 2025 (Unaudited)

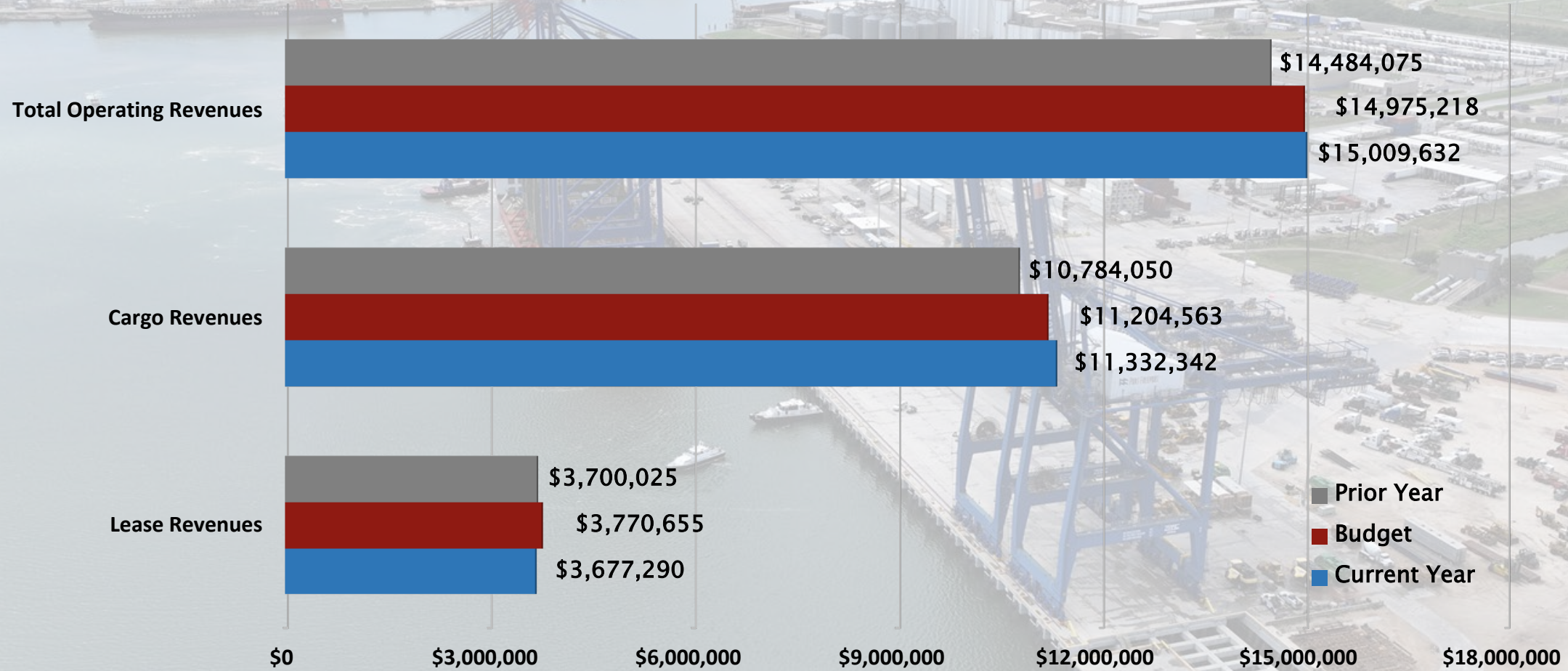


Jan 22, 2025

Rob Lowe | Chief Financial Officer



# FY 2026 YTD OPERATING REVENUES

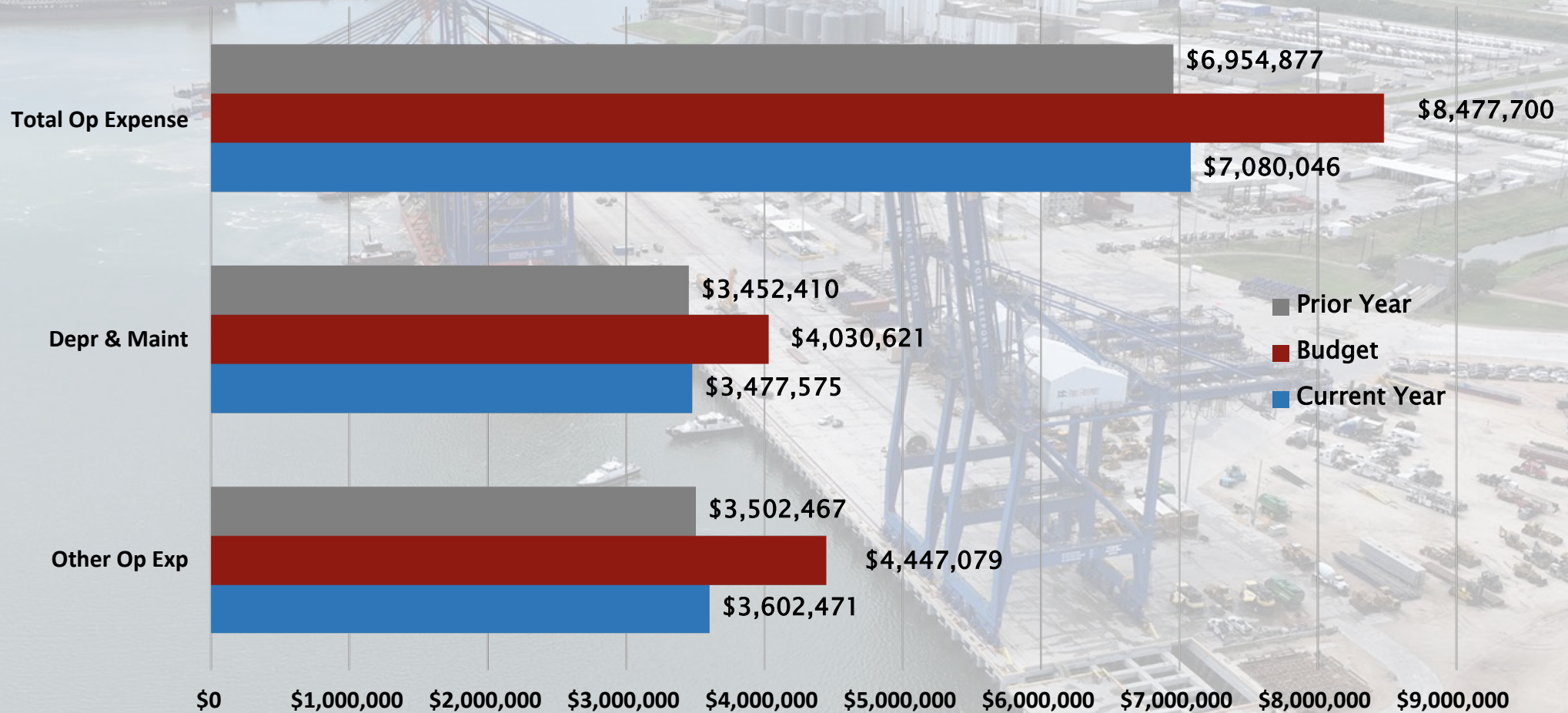


## COMPARISON:

- Operating revenues are up over PY 4% and at budget for fiscal year 2026
- Cargo revenues are above PY by 5% and above budget by 1%
- Lease revenues are 1% below PY and 2% below budget



# FY 2026 YTD OPERATING EXPENSE

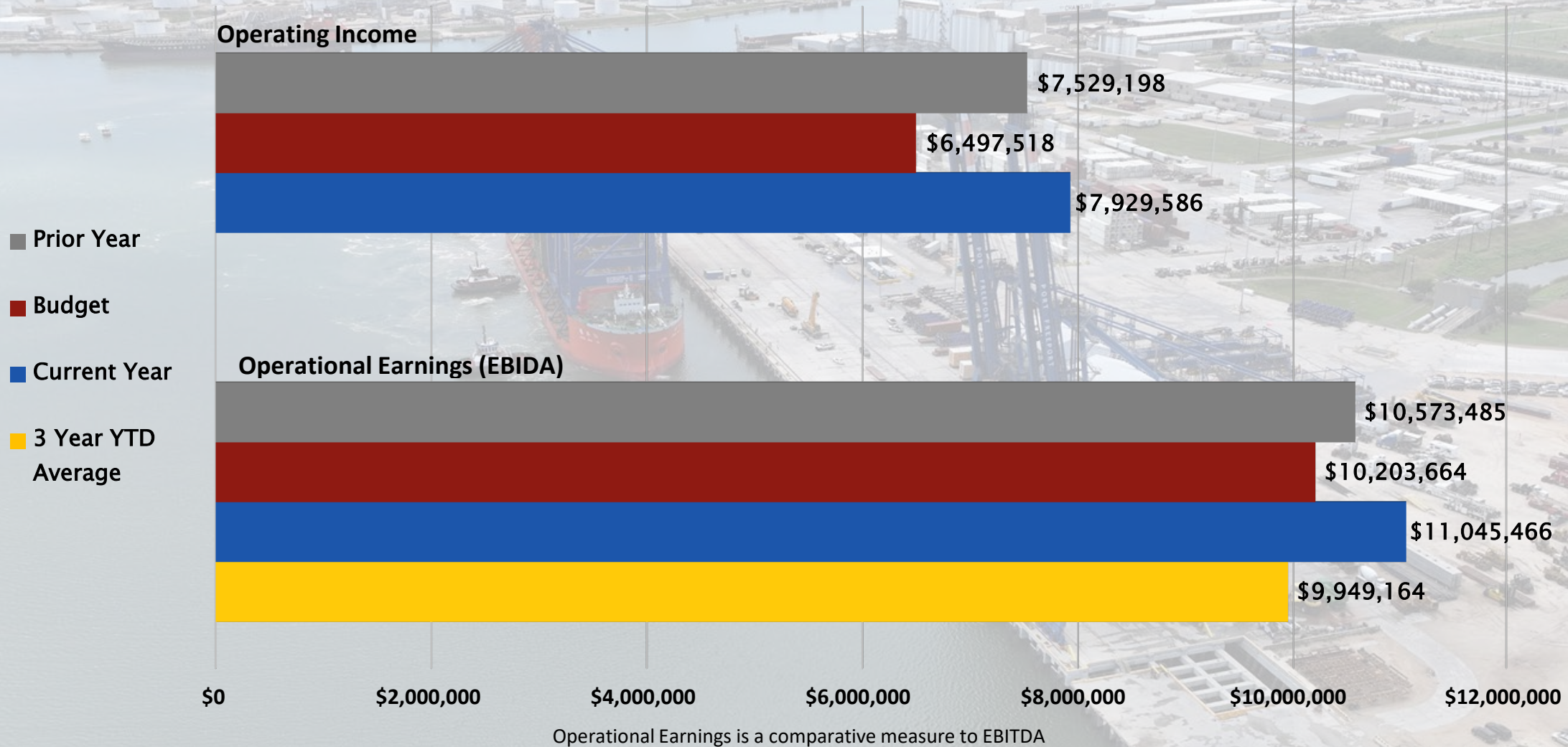


## COMPARISON:

- Total operating expenses are 2% above prior year and below budget 16%
- Depr & maint are 1% above the PY and 14% below budget
- Other expenses are 3% above PY and below budget by 19%



# FY 2026 YTD OPERATING INCOME



## COMPARISON:

- Operating income is 6% above PY and above budget 22%
- Operational earnings are 5% above PY and above 3 Year YTD Average by 3%



# FY 2026 YTD CHANGE IN NET POSITION

## Change in Net Position

- Non-Operating Revenue (Expense) includes Ad Valorem Taxes, Investment Income, Debt Service and Gain (Loss) on Sale of Assets
- Other consists of expenses related to hurricane Beryl.
- Drivers for comparison to budget are primarily timing of grant revenue reimbursements.

	Year To Date	YTD Budget	Total 2025 Budget
<b>Operating Income</b>	\$ 7,929,587	\$ 6,497,518	\$ 25,888,071
<b>Non-Operating Revenue (Expenses)</b>	\$ (1,766,146)	\$ (1,826,274)	\$ (7,306,187)
<b>Capital Contributed (To) From Others</b>			
<b>Berth 2 Floodwall Modifications</b>	\$ (15,850)	\$ -	\$ -
<b>Other</b>	\$ (22,420)	\$ -	\$ -
<b>Grants</b>	\$ 3,218,202	\$ 2,605,204	\$ 10,420,831
<b>Change In Net Position</b>	\$ 9,343,373	\$ 7,276,448	\$ 29,002,715



# FY 2026 YTD CASH FLOWS

<i>Cash Flow Measure</i>	<i>Current Year</i>	<i>Prior Year</i>
<i>Cash Provided by Operations</i>	<b>\$ 5,248,959</b>	<b>\$7,757,804</b>
<i>Cash Provided by Non-Cap Financing</i>	<b>(5,568)</b>	<b>(199,233)</b>
<i>Cash Used by Cap Financing</i>	<b>(13,425,759)</b>	<b>(12,050,982)</b>
<i>Cash Provided by Investing Activities</i>	<b>1,174,881</b>	<b>1,270,341</b>
<i>Net Increase (Decrease) in Cash</i>	<b>(\$7,007,487)</b>	<b>(\$ 3,222,070)</b>

## COMPARISON:

- Operating cash flow is positive due to increase in operating revenues
- Cash provided from non cap financing are tax levy collections and hurricane recovery efforts
- Capital Financing funds are used for capital improvements.



# FY 2026 STATISTICS

<i><b>Measure</b></i>	<i><b>Current Year</b></i>	<i><b>Prior Year</b></i>	<i><b>Budget</b></i>
<i><b>Operating Margin</b></i>	<b>53%</b>	<b>42%</b>	<b>43%</b>
<i><b>Current Ratio (unrestricted)</b></i>	<b>7.2 to 1</b>	<b>8.1 to 1</b>	<b>n/a</b>
<i><b>Debt to Net Assets Ratio</b></i>	<b>1.097 to 1</b>	<b>1.294 to 1</b>	<b>n/a</b>



# ACCOUNTS RECEIVABLE AGING

<i><b>Year</b></i>	<i><b>0-30 days</b></i>	<i><b>31-60 days</b></i>	<i><b>61-90 days</b></i>	<i><b>Over 90 days</b></i>
<i><b>December 31, 2025 FY 2026</b></i>	<b>95%</b> <b>\$7,390,517</b>	<b>5%</b> <b>\$374,031</b>	<b>0%</b> <b>\$ -</b>	<b>0%</b> <b>\$7,184</b>
<i><b>December 31, 2024 FY 2025</b></i>	<b>96%</b> <b>\$6,918,721</b>	<b>4%</b> <b>\$299,193</b>	<b>0%</b> <b>\$ 29,327</b>	<b>0%</b> <b>\$4,901</b>
<i><b>December 31, 2023 FY 2024</b></i>	<b>97%</b> <b>\$5,799,891</b>	<b>2%</b> <b>\$140,776</b>	<b>0%</b> <b>\$-</b>	<b>1%</b> <b>\$39,672</b>





# Questions and Comments?

Minutes of Port Commission Meeting  
December 18, 2025  
In Person & Videoconference

A Regular Meeting of the Port Commission of Port Freeport was held December 18, 2025, beginning at 2:02 PM at the Administration Building, 1100 Cherry Street, Freeport, Texas.

**Commissioners present in person:**

Mr. Rob Giesecke, Chairman  
Mr. Rudy Santos, Vice Chairman  
Mr. Kim Kincannon, Secretary  
Mr. Dan Croft, Asst. Secretary  
Ms. Barbara Fratila, Commissioner  
Mr. Ravi Singhania, Commissioner

**Staff Members Present:**

Mr. Grady Randle, Randle Law Firm  
Ms. Phyllis Saathoff, Executive Director/CEO  
Mr. Rob Lowe, Director of Administration/CFO  
Mr. Jason Hull, Director of Engineering  
Mr. Chris Hogan, Director of Protective Services  
Mr. Jason Miura, Director of Business & Economic Development  
Mr. Brandon Robertson, Director of IT  
Mr. Jesse Hibbetts, Director of Operations  
Ms. Missy Bevers, Executive Assistant  
Ms. Amy O'Brien, Controller  
Ms. Amanda Veliz, Public Affairs Manager  
Ms. Christine Lewis, Safety Coordinator  
Mr. Chas Gryseels, Project Engineer  
Mr. Clinton Woodson, Sales Manager  
Ms. Vicki Smith, Accounting Manager  
Ms. Tricia Gibson, Accounting Specialist  
Ms. Tricia Vela, Public Affairs Assistant  
Ms. Ruby Dunn, Receptionist  
Ms. Emily Henderson, Sales and Marketing Specialist - virtual  
Ms. Danielle Simonds, Accounting Specialist - virtual

**Also, present:**

Mr. Lance Goodwin, Freeport LNG  
Mr. David Winder, Freeport LNG  
Ms. Estelle Lalgee, Freeport LNG  
Mr. Al Villarreal, Freeport LNG  
Mr. Tim McClain, Freeport LNG  
Mr. Chris Moore, Texas Port Ministry  
Mr. Will Bohlen, GHD  
Mr. Mike Dodson, HDR  
Ms. Melanie Oldham – virtual

1. CONVENE OPEN SESSION in accordance with Texas Government Code Section 551.001, et. seq., to review and consider the following:

2. Invocation – Mr. Chris Moore – Texas Port Ministry
3. Pledge of Allegiance – U.S. Flag and Texas Flag
4. Roll Call – Commissioner Giesecke noted that Commissioners were present in the Board Room.
5. Safety Briefing – Ms. Christine Lewis provided tips for staying aware and proactive during the Texas winter season.
6. Call to identify and discuss any conflicts of interest that may lead to a Commissioner abstaining from voting on any posted agenda item.

There were no conflicts noted.

7. Public Comment – Commissioner Rudy Santos offered a heartfelt thank you to the Port Commission, Port family and friends for support to his daughter Reanna Santos as she vied for Miss Rodeo America.
8. Public Testimony – There was no public testimony.
9. Presentation from Freeport LNG in recognition of the 1000th LNG Export Cargo.

Mr. Lance Goodwin with Freeport LNG, along with his colleagues David Winder, Estella Lalgee, Tim McClain and Al Villareal, recognized the 1000th LNG export cargo by presenting a plaque and challenge coin honoring the milestone event. Mr. Goodwin also shared a brief video that captures the voyage of the 1000th cargo coming into dock along with some statistics. He stated that 1000 cargoes is equivalent to 1 billion barrels of LNG or 42,000,000 gallons of liquefied natural gas that has been exported since Freeport LNG began its operation. In terms of energy, its 3.5 quadrillion British Thermal Units (BTUs) which is 3-4% of the entire global consumption of energy in a single year. When converted to gasoline, it's equivalent to 29 billion gallons of gasoline. Mr. Goodwin noted that a half-ton pickup truck with 29 billion gallons of gasoline could drive around an imaginary road on the Earth's equator 23.4 million times. Diving even further, throwing physics out the window and assuming there's a road, the stated the same truck could make 2 1/2 round trips to the moon with that much gasoline. Bringing the comparison closer to home, Mr. Goodwin referenced the South Texas project in Bay City adding that if the plant were running at full capacity, it would take them 47 years to generate the same amount of energy that Freeport LNG exported in 1,000 cargoes and just 5 years of operations. Mr. Goodwin ended by saying they're proud to celebrate this moment and thanked the port allowing them to be here today.

10. Presentation of Government Finance Officers Association Award of Financial Reporting Achievement for the FY2024 Annual Comprehensive Financial Report.

Ms. Saathoff stated this year's award is special since it represents Ms. Amy O'Brien's first year for report preparation as controller. She added Ms. O'Brien, Mr. Lowe and the accounting team have continued the tradition of excellence in financial reporting by once again receiving the award which is issued by the Government Finance Officers Association. Mr. Lowe thanked Ms. O'Brien and the team noting that they strive for excellence in everything they do as does the entire port staff. He further stated the annual report represents a



collaborative effort of the entire team to bring the results together on behalf of the port. Ms. Saathoff noted this is the 36th consecutive year to receive the award.

11. Receive reports from Executive Staff on activities and matters related to administrative affairs, financial results, facility engineering matters, operations and vessel activity, safety matters, security matters, tenant updates, USCOE, and other related port affairs.

A. Executive Director/CEO

Ms. Saathoff reported that Fiscal Year 2025 marked an outstanding year of performance for the Port. She stated that total revenues reached \$61.7 million and includes the GASB 87 adjustment for leases. Excluding the GASB 87 adjustment, direct operating revenues were close to \$60 million. The port's operating expenses (excluding depreciation) were steady at \$16.8 million, which is just \$1.2 million higher than prior. She noted that the strong results generated sufficient cash flow to meet all G.O. bond and revenue bond obligations while continuing to set aside funds for future debt payments. As previously discussed, October results were expected to be very good, and the results reflect that with the operating revenues right on budget and expenses under budget. She added that staff will get caught up with the November and December financials in January noting that both months look to be good. She stated that Mr. Lowe made another crane payment which leaves one payment of \$1.25 million remaining that will most likely be made in January. Ms. Saathoff also proudly reported that the port officially celebrated its Centennial on December 4 with a fabulous event that was well attended. She thanked staff for all the work that went into making it a very smooth and enjoyable day, and shared videos that recap the day as well as the community port tours that were held on December 6. Additionally, Ms. Saathoff has flags that were flown over the State Capital during Brazoria County Day and the U.S. Capital on December 4 in honor of the port and its Centennial. Commissioner Giesecke thanked everyone that helped with the event saying that he's received unending praise from folks who were there about what a great event it was. He also thanked the staff members who came in on a Saturday to assist with the community tours.

B. Director of Engineering

In addition to his written report, Mr. Hull shared a picture from the current East 5th Street paving project as well as the Velasco Terminal Area 5 project noting that both projects will be wrapping up very soon.

C. Director of Operations

Mr. Hibbetts introduced Ms. Dana Gallardo who recently joined the operations department. Mr. Hibbetts then reported on statistics for the port stating that November was another good month with 52 vessels adding that December is shaping up to follow suit. Tonnage is on track across the different sectors with Freeport LNG off to a good start along with the steel and Ro/Ro sectors. Mr. Hibbetts stated that railcars are also off to a strong start and will see the numbers continue to climb throughout the year due to the port's OEM customer that came on board in early 2024. Insight for the month of December anticipates 57 vessels with 18 LNG, 22 Ro/Ro, 2 steel and 13 container vessels. Lastly, Mr. Hibbetts stated that staff was notified of an over the road truck that was in the wrong part of town recently. Staff has reached out to port customers and tenants with information and remind them of the truck route. Staff is also updating the truck map for the port's website.

D. Director of Business & Economic Development

Mr. Miura first stated that his team is actively working to get the truck map updated with target completion by December 22. He also congratulated Port Freeport for the 1000th cargo for Freeport LNG. Mr. Miura stated that as the year comes to an end, the business development, sales and marketing efforts has not slowed as they remain focused to garner new business and grow the port's container volumes, Ro/Ro, breakbulk ship and rail volumes. The department will hit the ground running in January and looks to exceed expectations in 2026.

E. Chief Financial Officer

Mr. Lowe presented financials for the months of September and October. He also noted that staff hopes to have the procurement position filled after the first of the year.

12. Consent Agenda.

A. Approval of Minutes from the Regular Meeting held October 23, 2025.

B. Approval of legal bills submitted for the month of October 2025.

A motion was made by Commissioner Croft to approve the consent agenda. The motion was seconded by Commissioner Singhania with all Commissioners present voting in favor of the motion.

13. Receive reports from Commissioners on matters related to Port Commission-related meetings or conferences, Port presentations and other Port-related matters.

December 12 ESGS Committee Meeting – Commissioner Fratila reported that the committee reviewed discussed the responses received to the RFQ for the EPA Clean Ports Program Grant and heard staff's recommendation of GHD which is on the agenda for consideration.

December 12 OSS Committee Meeting – Commissioner Santos reported that the committee discussed the trolley rail repairs which is on the agenda for consideration. Committee and staff members present also received TWIC Escort Training.

Commissioner Croft reported attending the virtual meeting for the GLO River Study Group, Port Centennial Celebration and the Economic Alliance Christmas gathering.

Commissioner Fratila also attended the Port Centennial Celebration.

Commissioner Santos attended the Port Centennial Celebration in addition to committee meetings previously mentioned.

Commissioner Kincannon reported that in addition to attending the Centennial Celebration, he also attended the Highway 36A Coalition board meeting.

Commissioner Singhania reported attending weekly Roundtable and the Indo-American Chamber meeting as well as the Centennial Celebration.

14. Approval of a Professional Services Agreement with GHD, Inc. for EPA Clean Port Program Grant, for an amount not to exceed \$1,228,300.00.

Mr. Hull stated this is the agreement, previously discussed with the ESGS committee, to GHD, Inc. for an amount not to exceed \$1,228,300. The agreement includes preparation of a quality assurance plan, inventory of port equipment and emission monitoring, resilience planning, community benefits and workforce plan, electrical feasibility scenario analysis and reefer rack design up to 60% level. It is Mr. Hull's recommendation and that of the committee to approve the agreement. Commissioner Giesecke noted this is a fully funded grant.

A motion was made by Commissioner Fratila to approve the agreement. The motion was seconded by Commissioner Croft with all Commissioners present voting in favor of the motion.

15. Approval of a Professional Services Agreement with Tetra Tech, Inc. for design of a Radiation Portal Monitor System at Gate 12, for an amount not to exceed \$565,531.00.

Mr. Hull stated that this was discussed in the most recent workshop where a new RPM (radiation portal monitor) system will be installed near Gate 12 with Tetra Tech as the most qualified firm that can do the work. Mr. Hull has reviewed the fee and scope of the work which includes topographic surveying, geotechnical sampling materials, testing design as well as commissioning and calibration. Mr. Hull recommends approval.

A motion was made by Commissioner Singhanian to approve the professional services agreement with Tetra Tech, Inc. for design of a radiation portal monitor system at Gate 12 for an amount not to exceed \$565,531.00. The motion was seconded by Commissioner Croft with all Commissioners present voting in favor of the motion.

16. Approval of an Electrical Easement to CenterPoint Energy Houston Electric, LLC to serve Cross Dock 1.

Mr. Hull explained that when CenterPoint Energy takes an electrical easement, they get a blanket easement which encompasses the entirety of the site and once the infrastructure is installed, they replace the blanket easement with a very specific, defined and descriptive easement which Mr. Hull shared on a drawing that represents the area. Mr. Hull then pointed out the area that was previously granted to CenterPoint followed by the area that will be replaced, which is described as 52.68 feet x 32 feet. Mr. Hull recommends approval.

A motion was made by Commissioner Kincannon to approve an electrical easement to CenterPoint Energy Houston Electric, LLC to serve Cross Dock 1. The motion was seconded by Commissioner Singhanian with all Commissioners present voting in favor of the motion.

17. Approval of a Professional Services Agreement with Locus, LLC for Container Vessel Simulation, for an amount not to exceed \$160,000.00.

Mr. Hull stated that this item is also an outcome of the most recent workshop where direction was given to move forward with database updates (based on best available information and not actual surveys), use of the simulator for four days which also includes scheduling with the Brazos Pilots, G&H Towing, the simulator staff at San Jacinto Maritime College, as well as the Locust research team that will prepare the final analysis and report. The update will include the entirety of Reach 1, Reach 2 and Reach 3. Mr. Hull recommends approval.

A motion was made by Commissioner Santos to approve the agreement with Locus for the container vessel simulation for amount not to exceed \$160,000. The motion was seconded by Commissioner Kincannon with all Commissioners present voting in favor of the motion.

18. Approval of Trolley Rail Repairs for Cranes 1 and 2, for an amount not to exceed \$60,000.

Mr. Hibbetts stated this item was discussed with the OSS committee noting it is a competitively bid project which only received one bid from ZPMC, USA. This will repair the short rail on cranes 1 and 2 at the hinge point of the trolley rail at \$30,000 per crane. Mr. Hibbetts noted that once the contractor does the inspection of the rail bed, there could be additional minor repairs that will exceed \$60,000; however, staff will not know until the inspection is actually performed. The contractor does not anticipate any additional repairs. Mr. Hibbetts explained there is a bit of a bump on the short rail where the trolley passes over the hinge point which is held up with brackets and shims. The shims underneath the rail have deteriorated causing the bump as the trolley wheels roll over the section. He stated this item was budgeted and has come in under the projected amount of \$150,000. Staff recommends approval.

A motion was made by Commissioner Santos to approve the trolley rail repairs for cranes 1 and 2 for an amount not to exceed \$60,000. The motion was seconded by Commissioner Croft with all Commissioners present voting in favor of the motion.

19. Approval of Drive Module Refurbishment for Crane 1, for an amount not to exceed, \$202,849.56.

Mr. Hibbetts stated that this item was discussed during the budget process as well as the workshop. The Commission previously approved the purchase of three spare drives which has put staff in a position to move forward with this project. Mr. Hibbetts noted this was not competitively bid as its proprietary equipment and sole source to ABB. ABB will hold their pricing for the entirety of the project. He stated that there are a total of ten modules in Crane 1 and explained that staff will take out two of the modules, install two spares and ship the modules to ABB's warehouse where it will take approximately 6 to 8 weeks to refurbish. Once the modules are shipped back, staff will put them back into service and move on to the next two modules until all ten modules have been refurbished. Mr. Hibbetts stated this is a budgeted item with staff planning to do Crane 1 this year and Crane 2 next year. Staff requests approval for the total cost of the project in the amount of \$202,849.56.

A motion was made by Commissioner Santos to approve the drive module refurbishment for Crane 1 in an amount not to exceed \$202,849.56. The motion was seconded by Commissioner Fratila with all Commissioners present voting in favor of the motion.

20. Approval Executive Director/CEO and Commissioners' travel for the months of January – April 2026.

Ms. Saathoff stated that staff is requesting approval of travel for the first four months of 2026 in order to make arrangements and take advantage of early bird registration fees. She noted the JOC TPM Conference will be held March 1-4 and will be overlapped by the American Association of Port Authorities Legislative Summit while the National Waterways Conference has been moved to April. Also in the first quarter is the Seafood Export North America show



and the Texas International Produce Association event for Viva Fresh 2026. Staff requests approval.

A motion was made by Commissioner Singhania to approve the travel. The motion was seconded by Commissioner Croft with all Commissioners present voting in favor of the motion.

21. Discuss and consider setting the 2026 Port Commission meeting dates.

Ms. Saathoff stated the proposed dates for the regular Port Commission meetings has been prepared and includes various conferences and holidays to show where the proposed dates fall. Ms. Saathoff stated the annual workshop is not included as staff wanted to publish it separately but proposes November 12 as the target date since the workshop is normally held in November. The Commission agreed to the November date but noted that it's subject to change as they work through the year.

A motion was made by Commissioner Santos to approve the meeting schedule as presented. The motion was seconded by Commissioner Singhania with all Commissioners present voting in favor of the motion.

22. Transportation Workers Identification Credential (TWIC) Escort Training.

At this time, Ms. Randi Northup conducted TWIC escort training for those whose badges have expired.

23. EXECUTIVE SESSION in accordance with Subchapter D of the Open Meetings Act, Texas Government Code Section 551.001, et. seq., to review and consider the following:

A. Under authority of Section 551.071 (Consultation with Attorney) for discussion regarding:

1. Consultation with attorney under Government Code Section 551.071(1) (to seek or receive attorney's advice on pending or contemplated litigation).
2. Consultation with attorney under Government Code Section 551.071(2) (to seek or receive attorney's advice on legal matters that are not related to litigation).

B. Under authority of Section 551.076 (Deliberation of Security Matters):

1. Discussion regarding issues related to the deployment, or specific occasions for implementation of security personnel or devices or security audit and services.

C. Under authority of Section 551.087 (Economic Development Negotiations or Incentives):

1. To discuss or deliberate regarding commercial or financial information that the governmental body has received from a business prospect that the governmental body seeks to have locate, stay, or expand in or near the territory of the governmental body and with which the governmental body is conducting economic development negotiations.
  - i. Business and Economic Development Report including potential offers of financial or other incentives to the business prospect.

2. To deliberate the offer of a financial or other incentive to a business prospect described by Subdivision (1).
- D. Under authority of Section 551.072 (Deliberation Concerning Real Property Matters) for discussion regarding:
1. The potential purchase, exchange, lease, or value of real property located at Port Freeport, including but not limited to the real property located at and contiguous to Berths 1, 2, 3, 5, 7 and 8.
  2. The potential lease or value of real property located at Port Freeport or adjacent to Port Freeport, including but not limited to Parcel 1.
  3. The potential exchange, lease, or value of real property located at Port Freeport, including but not limited to Parcels 14, 19, 27, 34 and property on Quintana Island.
- E. Under authority of Section 551.074 (Deliberation of Personnel Matters) for discussion regarding:
1. Deliberation regarding the appointment, employment, evaluation, reassignment, duties of a public officer or employee, including but not limited to: Executive Director/CEO.

24. RECONVENED OPEN SESSION:

Commissioner Giesecke noted that Commissioner Fratila left the meeting at the end of executive session.

25. Adjourn.

With no further business before the Commission, the meeting adjourned at 5:08 PM.

---

Rob Giesecke, Chairman

---

Rudy Santos, Vice Chairman

---

Kim Kincannon, Secretary

---

Dan Croft, Asst. Secretary

---

Barbara Fratila, Commissioner

---

Ravi K. Singhanian, Commissioner



# PORT FREEPORT<sup>SM</sup>

1100 CHERRY ST., FREEPORT, TX 77541  
(979) 233-2667 1 (800) 362-5743 FAX: (979) 373-0023

## Interim Financial Report

(unaudited)

For the Period ending:

November 30, 2025

PORT COMMISSION

ROB GIESECKE, CHAIRMAN; RUDY SANTOS, VICE CHAIRMAN; KIM KINCANNON, SECRETARY; DAN CROFT, ASST. SECRETARY;

BARBARA FRATILA, COMMISSIONER; RAVI K. SINGHANIA, COMMISSIONER; PHYLLIS SAATHOFF, EXECUTIVE DIRECTOR/CEO

# CONTENTS

## Page No

### **Section I – Financial Report**

Management Narrative	1
Balance Sheet	6
Statement of Revenues, Expenses and Changes in Fund Net Assets	7
Statement of Cash Flows	8
Notes to Financial Statements	9

### **Section II – Management Reports**

Operating Expenses by Department	10
Velasco Terminal Statement of Revenues and Expenses	12
Port Improvement Projects Summary	13
Check Register Report	15



# Management Narrative

For the first two months of fiscal year 2026, the Port remained on a sound financial foundation with operating revenues at planned levels. Further, operating expenses were below planned levels by a factor of 17%. These factors combined have contributed to producing an operating profit of \$5,282,816, and an operating margin of 53%, which is above planned performance levels by 23% or \$996,9621 and is \$858,532 or 19% above the prior year's results.

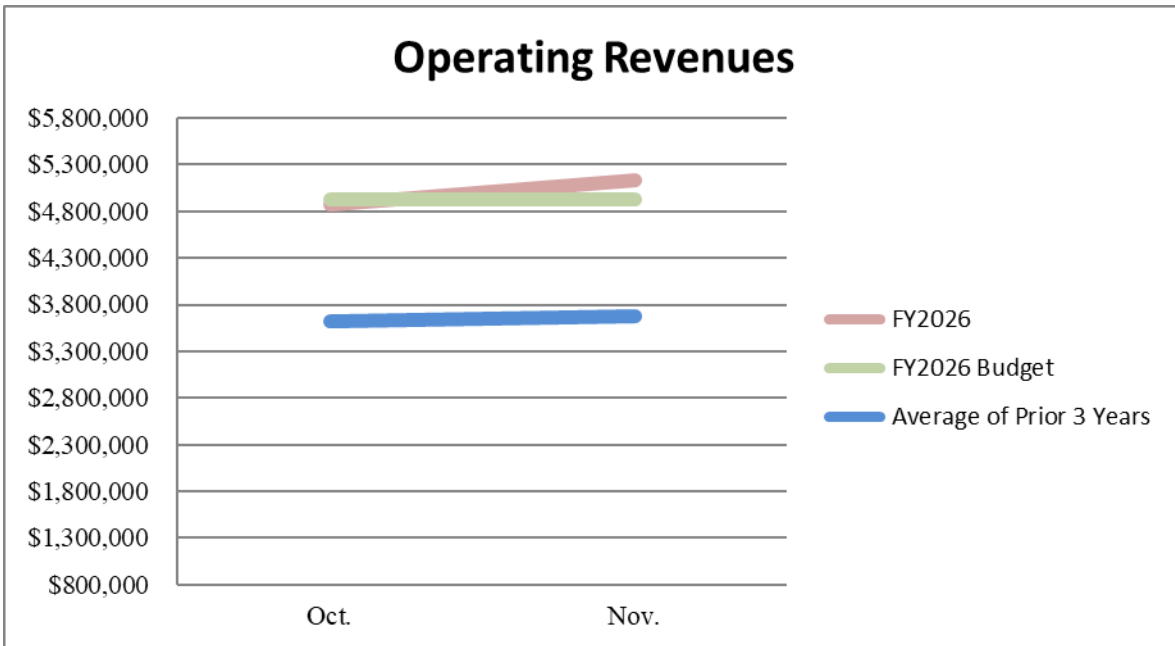
The Port's overall position remains strong as evidenced in a current ratio (unrestricted) of 5.125 to 1, which reflects a strong position of liquidity, and a debt ratio of 110.5%, which is supported by our strong credit rating. The following table provides additional summary level information.

	Year to Date		Variance	% Var
	Actuals	Budget	Favorable (Unfavorable)	
<b>Statement of Revenues, Expenses and Changes in Net Assets</b>				
Operating revenues	\$ 10,004,410	\$ 9,973,612	\$ 30,798	0%
Operating expense	<u>4,721,594</u>	<u>5,687,716</u>	966,122	17%
Operating income (loss)	<u>5,282,817</u>	<u>4,285,896</u>	996,921	23%
Operating margin	52.8%	43.0%		
Net non operating revenues (expense)	(1,394,178)	(1,217,516)	(176,662)	15%
Capital contributions	3,218,202	1,736,801	1,481,401	85%
Net extraordinary revenue (expense)	<u>(22,420)</u>	<u>-</u>	(22,420)	0%
Change in net assets	<u>\$ 7,084,422</u>	<u>\$ 4,805,181</u>	\$ 2,279,240	
<b>Balance Sheet</b>				
Cash and cash equivalents	\$ 74,727,086	Current ratio (unrestricted) (Exclusive of GASB 87)		
Lease receivable	180,260,753			
Current unrestricted assets (less lease receivable)	42,216,742	5.125 to 1		
Total assets	806,000,197	Debt to Net Assets Ratio		
Current unrestricted liabilities	8,237,727			
Total liabilities	341,590,691	110.6%		
Deferred inflow of resources	164,224,887			
Total Net Assets	\$ 300,184,619			

The balance of this narrative provides detailed explanations and supplementary information for the variances when comparing budget to actual for the first month of fiscal year 2026 ending November 30, 2025.

## OPERATING REVENUES

**Total operating revenues** for the period ending November 30, 2025, are \$10,004,410. This is \$30,798 or at planned levels. The following provide more specific explanations for variances in revenue:



**Wharfage** revenue stands at \$3,720,965 which is in line with the budget of \$3,573,660. The following is a brief analysis of wharfage results by cargo category:

	2 Months Budget	Year To Date	Over (Under)	% Over (Under)
Agriculture Products	\$ 175,730	\$ 54,826	\$ (120,904)	-69%
Bulk Aggregate	-	206,500	\$ 206,500	
Containerized Cargo	535,257	485,841	\$ (49,416)	-9%
General Cargo	2,377,417	2,577,756	\$ 200,339	8%
Project Cargo	55,833	517	\$ (55,316)	0%
Ro-Ro Cargo	429,422	395,525	\$ (33,897)	-8%
Total	\$ 3,573,660	\$ 3,720,965	\$ 147,307	4%

**Dockage** revenue stands at \$1,794,314 which is \$151,212 or 8% below budgeted levels. Year-to-date ship calls are 108 compared to a budget of 120.

**Equipment use fees** stand at \$424,685 which is under budget \$7,153 or 2%.

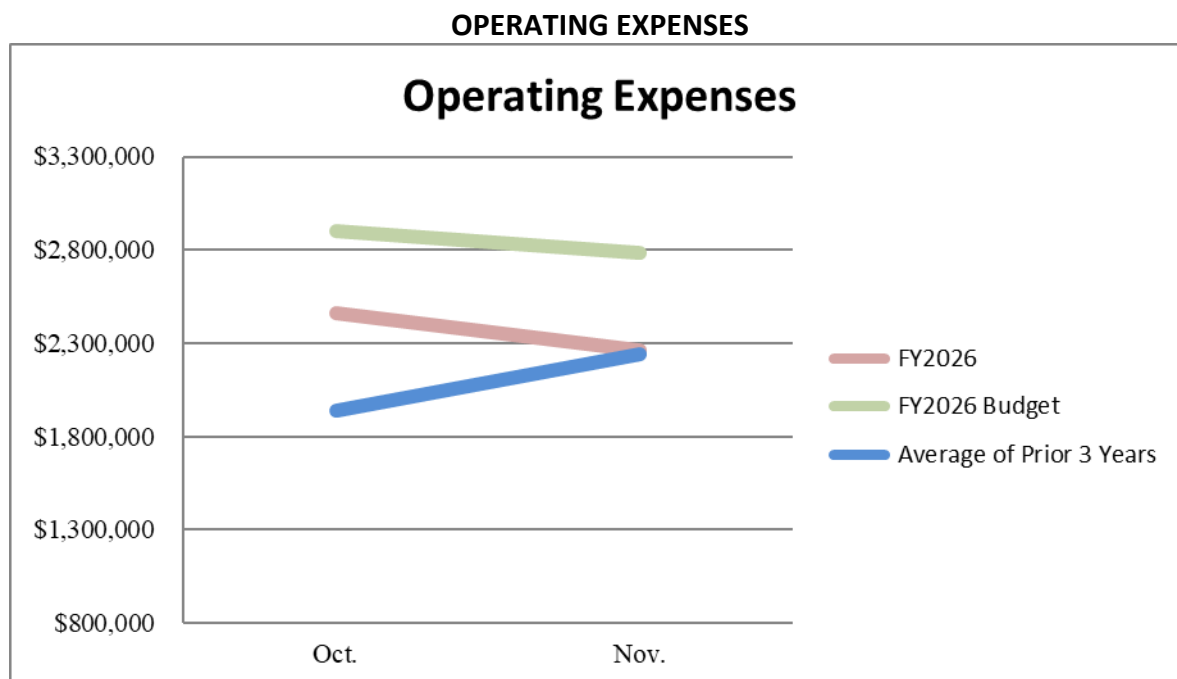
**Security fees**, corresponding with wharfage and dockage, stand at \$762,950 which is \$121,032 or 19% above budget.

**Facility use fees** are \$521,526. This is over budget by \$139,102 or 36%.

**Other customer service fees** (Port service charges, incidental services, customer re-bills, water, etc.) are \$342,576 which is \$18,736 or 5% below budgeted levels.

**Ground leases** stand at \$2,291,094, which is \$77,198 or 3% below budget.

**Other leases** are at \$145,477 or at the budgeted level of \$145,478.



**Total operating expenses** are \$4,721,594, which is under budget \$966,122 or 17% for the two months ending November 30, 2025. The following are more specific explanations for variances in operating expenses:

**Port salaries/wages and benefits** are \$913,354. This is \$260,092 or 22% less than the budget. This is due to the timing of year end accruals.

**Professional services** are \$519,889 which is under budget 29% or \$214,396.

**Training, travel & promotional** expenses are \$141,692 which is below budget \$79,583 or 36%. The following is a brief explanation of some of the sub-categories within this line item:

- Commercial advertising is \$74,457, which is below budgeted levels by \$61,048 or 45%.
- Sales/promotional travel costs are \$7,683 which is below the budgeted level by \$6,606.
- Governmental relations costs are \$1,221 which is below budget by \$2,546 or 68% due to timing of government related travel.
- Community events are \$35,370 which is above budgeted levels \$8,160 or 30%.
- Technical training is \$11,754 which is \$18,024 or 61% under budget due to timing or postponement of training and onboarding personnel.

**Supplies** are \$35,386 which is below the budget by \$2,156 or 6%.

**Utilities** are \$293,037, which is \$78,704 or 37% above budget.

**Business insurance** is \$417,563 which is \$72,864 or 15% below budgeted levels.

**Other services and charges** at \$96,538 are \$32,384 or 25% below budget.

**Maintenance and repair** expenses at \$243,821 are \$27,099 or 13% above budget. Following is a brief explanation of some of the repairs by facility/equipment type:

- Planned maintenance of the drives on cranes 1 and 2, \$49,340.

**Depreciation** expense at \$2,060,314 is \$410,450 or 17% below budget.

**Operating income** is \$5,282,817 compared to the November 2025 budget of \$5,687,716. Seventeen percent above budget.

## **NON-OPERATING REVENUES (EXPENSES)**

**Ad Valorem tax collections** are budgeted at zero for FY2025 due to the resolution taking the debt service tax rate to zero. The expenses budgeted here are appraisal district, assessor, and collector fees. For the period through November 30, 2025, the net revenue of ad valorem taxes collected was 11,180.

**Investment income** is \$576,436, which is below budget by 22% due to changes in fair market values, funds invested in capital projects, and interest rates.

**Debt interest and fees** are \$1,965,944 which is \$11,692 or 1% above budgeted levels.

**Capital Contributions to Others** There are no planned capital contributions to other in the fiscal year 2026 budget. \$15,850 has been spent through year to date on Berth 3 floodwall modifications.

**Grant Revenue** budgeted for the Fiscal Year 2025 is \$1,736,801. The grant revenue is funded on a reimbursement basis, so the capital contributions are recorded when the expenditures for each



project are reported quarterly. \$3,218,202 has been received from partners such as FEMA and TxDot.

**Extraordinary Item** is emergency recovery efforts from the July 2024 Hurricane Beryl damages. Repair efforts are complete. Total expense in fiscal year 2025 are \$4,385,365 including repairs to the cranes and port buildings. Fiscal year 2026 expenses are \$22,420 for the period ending November 30, 2025. FEMA has committed to reimburse an additional \$2,307,116.

**PORT FREEPORT  
BALANCE SHEET**

	<u>10/31/2025</u>	<u>9/30/2025</u>
<b>ASSETS</b>		
<b>CURRENT ASSETS:</b>		
CASH AND CASH EQUIVALENTS	\$ 30,994,080	\$ 29,134,908
INVESTMENTS		
RECEIVABLES (net of allowance for uncollectibles):		
TRADE ACCOUNTS	7,531,068	6,665,489
PROPERTY TAXES	20,042	20,905
LEASE RECEIVABLE	180,260,753	180,260,753
OTHER	(52,697)	(235,929)
OTHER GOVERNMENTS	887,179	880,287
ACCRUED INTEREST	0	0
PREPAIDS	1,143,104	959,055
INVENTORY	1,693,965	1,693,965
<b>TOTAL UNRESTRICTED CURRENT ASSETS</b>	<b>\$ 222,477,495</b>	<b>\$ 219,379,433</b>
<b>RESTRICTED ASSETS:</b>		
CASH AND CASH EQUIVALENTS	43,733,006	50,161,240
INVESTMENTS	44,447,012	44,447,016
RECEIVABLES (net of allowance for uncollectibles):		
PROPERTY TAXES	32,058	32,542
OTHER	-	(1,783)
ACCRUED INTEREST	86,681	59,101
BOND DISCOUNTS AND ISSUANCE COSTS	3,116	3,116
<b>TOTAL RESTRICTED ASSETS</b>	<b>88,301,873</b>	<b>94,701,232</b>
<b>TOTAL CURRENT ASSETS</b>	<b>310,779,368</b>	<b>314,080,666</b>
<b>PROPERTY, PLANT, AND EQUIPMENT:</b>		
PROPERTY, PORT, AND FACILITIES	628,008,894	619,832,717
LESS ACCUMULATED DEPRECIATION	(132,788,065)	(130,727,752)
PROPERTY, PLANT, AND EQUIPMENT NET	495,220,829	489,104,965
<b>TOTAL ASSETS</b>	<b>\$ 806,000,197</b>	<b>\$ 803,185,631</b>
<b>LIABILITIES</b>		
<b>CURRENT LIABILITIES:</b>		
ACCOUNTS PAYABLE	\$ 4,987,310	\$ 5,465,838
EQUIPMENT LEASE PAYABLE	-	-
ACCRUED COMPENSATED ABSENCES	144,548	144,548
UNEARNED LEASE INCOME	3,105,870	4,763,160
<b>TOTAL CURRENT LIABILITIES</b>	<b>\$ 8,237,727</b>	<b>\$ 10,373,546</b>
<b>LIABILITIES PAYABLE FROM RESTRICTED ASSETS:</b>		
ACCRUED BOND INTEREST PAYABLE	1,501,478	3,491,349
BONDS PAYABLE	7,590,000	7,590,000
<b>TOTAL CURRENT LIABILITIES FROM RESTRICTED ASSETS</b>	<b>9,091,478</b>	<b>11,081,349</b>
<b>NON-CURRENT LIABILITIES</b>		
BONDS PAYABLE	303,775,000	303,775,000
BOND PREMIUMS	20,486,485	20,630,652
<b>TOTAL NON-CURRENT LIABILITIES</b>	<b>324,261,485</b>	<b>324,405,652</b>
<b>TOTAL LIABILITIES</b>	<b>\$ 341,590,691</b>	<b>\$ 345,860,548</b>
<b>DEFERRED INFLOW OF RESOURCES</b>		
DEFERRED INFLOW OF RESOURCES	164,224,887	164,224,887
<b>TOTAL DEFERRED INFLOW OF RESOURCES</b>	<b>\$ 164,224,887</b>	<b>\$ 164,224,887</b>
<b>NET ASSETS</b>		
NET INVESTMENT IN CAPITAL ASSETS	\$ 297,056,503	\$ 295,802,273
RESTRICTED-DEBT SERVICE	18,752,306	16,746,235
RESTRICTED-CAPITAL PROJECTS (Corps)	12,242	12,242
RESTRICTED CONTRIBUTED TO OTHERS	47,849,827	47,707,974
RESERVE FOR CAPITAL IMPROVEMENTS	13,295,966	13,272,355
UNRESTRICTED DEBT CONTRIBUTED TO OTHERS	(127,182,054)	(127,218,419)
UNRESTRICTED	50,399,827	46,777,536
<b>TOTAL NET ASSETS</b>	<b>\$ 300,184,618</b>	<b>\$ 293,100,196</b>

**PORT FREEPORT**  
**STATEMENT OF REVENUES, EXPENSES, AND CHANGES IN FUND NET ASSETS**  
**November 30, 2025**

	YEAR TO DATE	PRIOR YEAR TO DATE	% OVER (UNDER)	2 MONTHS BUDGET	OVER (UNDER)	% OVER (UNDER)	TOTAL 2025/2026 BUDGET
<b>OPERATING REVENUES:</b>							
Wharfage	\$ 3,720,965	\$ 3,307,389	13%	\$ 3,573,658	\$ 147,307	4%	\$ 21,441,953
Dockage & deep water berth	1,794,314	1,589,202	13%	1,945,526	(151,212)	-8%	11,673,160
Equipment & pallet use fees	424,685	404,810	5%	431,838	(7,153)	-2%	2,591,025
Facility use fees	521,526	415,949	25%	382,424	139,102	36%	2,294,545
Security Fees	762,950	655,857	16%	641,918	121,032	19%	3,851,515
Other Customer Service Fees	342,576	310,587	10%	361,312	(18,736)	-5%	2,182,675
Ground leases	2,291,094	2,316,321	-1%	2,368,292	(77,198)	-3%	14,209,747
Other leases	145,477	154,420	-6%	145,478	(1)	0%	881,373
GASB 87 Lease recognition		-	0%	-	-	0%	-
Other revenue	823	618	33%	123,166	(122,343)	-99%	739,000
Business interruption Claim		-	0%	-	-	0%	-
<b>Total Operating Revenues</b>	<b>10,004,410</b>	<b>9,155,151</b>	<b>9%</b>	<b>9,973,612</b>	<b>30,798</b>	<b>0%</b>	<b>59,864,993</b>
<b>OPERATING EXPENSES:</b>							
Port salaries/wages	710,189	694,477	2%	914,635	(204,446)	-22%	5,287,826
Port employee benefits	203,165	186,656	9%	258,811	(55,646)	-22%	1,791,996
Professional services	519,889	629,014	-17%	734,285	(214,396)	-29%	4,446,506
Training, travel, and promotional	141,692	126,894	12%	221,275	(79,583)	-36%	973,992
Supplies	35,386	38,459	-8%	37,542	(2,156)	-6%	235,400
Utilities	293,037	169,245	73%	214,333	78,704	37%	1,286,013
Business Insurance	417,563	469,390	-11%	490,427	(72,864)	-15%	2,942,554
Other services & charges	96,538	94,759	2%	128,922	(32,384)	-25%	799,432
Maintenance & repair	243,821	292,899	-17%	216,722	27,099	13%	1,388,618
Depreciation	2,060,314	2,029,074	2%	2,470,764	(410,450)	-17%	14,824,585
<b>Total Operating Expenses</b>	<b>4,721,594</b>	<b>4,730,866</b>	<b>0%</b>	<b>5,687,716</b>	<b>(966,122)</b>	<b>-17%</b>	<b>33,976,922</b>
<b>OPERATING INCOME (LOSS)</b>	<b>5,282,817</b>	<b>4,424,285</b>	<b>19%</b>	<b>4,285,896</b>	<b>996,921</b>	<b>23%</b>	<b>25,888,071</b>
	53%	48%		43%			43%
<b>NON-OPERATING REVENUES (EXPENSES)</b>							
Ad Valorem tax collections	11,180	(12,244)	-191%	-	11,180	-	-
Investment Income	576,436	910,277	-37%	736,736	(160,300)	-22%	4,420,422
Gain (loss) on sale of assets	-	-	0%	-	-	0%	-
Debt interest and fees	(1,965,944)	(2,023,628)	-3%	(1,954,252)	11,692	1%	(11,726,609)
<b>CAPITAL CONTRIBUTIONS (TO) FROM OTHERS:</b>							
Freeport Harbor Improvement Project		-	0%	-	-	-	-
Berth 2 Floodwall Modifications	(15,850)		0%	-	-	-	-
Contributed Capital-Other			0%	0	0%	-	-
<b>OTHER:</b>							
Dredge material placement fees		-	0%	-	-	0%	-
<b>Total Non-Operating Revenue (Expenses)</b>	<b>(1,394,178)</b>	<b>(1,125,595)</b>	<b>24%</b>	<b>(1,217,516)</b>	<b>(176,662)</b>	<b>15%</b>	<b>(7,306,187)</b>
<b>INCOME (LOSS) BEFORE CONTRIBUTIONS AND EXTRAORDINARY EXPENSE</b>	<b>3,888,639</b>	<b>3,298,690</b>	<b>18%</b>	<b>3,068,380</b>	<b>820,259</b>	<b>27%</b>	<b>18,581,884</b>
<b>CAPITAL CONTRIBUTIONS:</b>							
<b>Grants:</b>							
Grants Port-Freeport	3,218,202	-	0%	1,736,801	1,481,401	85%	10,420,831
<b>Total Capital Contributions-Grants</b>	<b>3,218,202</b>	<b>-</b>	<b>0%</b>	<b>1,736,801</b>	<b>1,481,401</b>	<b>85%</b>	<b>10,420,831</b>
<b>EXTRAORDINARY ITEM</b>							
Emergency Recovery Efforts - Hurricane	(22,420)	(208,800)	-89%	-	(22,420)	0%	-
<b>Net Extraordinary Income (Expense)</b>	<b>(22,420)</b>	<b>(208,800)</b>	<b>-89%</b>	<b>-</b>	<b>(22,420)</b>	<b>0%</b>	<b>-</b>
<b>CHANGE IN NET POSITION</b>	<b>\$ 7,084,420</b>	<b>\$ 3,089,890</b>	<b>129%</b>	<b>\$ 4,805,181</b>	<b>\$ 2,279,239</b>	<b>47%</b>	<b>\$ 29,002,715</b>



# STATEMENT OF CASH FLOWS

November 30, 2025

	YEAR TO DATE	PRIOR YEAR TO DATE
<b>Cash Flows from Operating Activities:</b>		
Operating Income (Loss)	\$ 5,282,818	\$ 4,424,287
Adjustments to Reconcile Operating Income (Loss) to Net Cash Flows from Operating Activities:		
Depreciation	2,060,312	2,029,074
Dredge Material Placement Fees	(15,850)	-
Change in Assets and Liabilities:		
Trade receivables	(865,579)	554,440
Other receivables	(183,232)	57,563
Lease Receivable	-	-
Deferred inflow of resources	-	-
Inventories	0	(568)
Prepaid and Other	(185,832)	531,259
Accounts payable	(478,528)	389,045
Deferred lease income	(1,657,290)	(1,642,850)
Accrued compensated absences	-	-
<b>Total Cash Provided from (Used for) Operating Activities</b>	<b><u>3,956,819</u></b>	<b><u>6,342,250</u></b>
<b>Cash Flows from Non-capital Financing Activities:</b>		
Property tax receipts	12,526	8,507
Property tax collection expense	-	-
Emergency Recovery Efforts - Disaster Related	(22,420)	(208,800)
<b>Total Cash Provided from (Used for) Non-capital Financing Activities</b>	<b><u>(9,894)</u></b>	<b><u>(200,293)</u></b>
<b>Cash Flows from Capital Financing Activities:</b>		
Principal payments under debt obligations	-	-
Interest and fees paid under debt obligations	(4,099,981)	(4,216,993)
Proceeds from sale of long-term debt obligations	-	-
Land, capital improvement, and equipment purchases	(8,176,177)	(8,221,946)
Other capital acquisition (costs) or recoveries, extraordinary	-	-
Capital contributions	-	-
Grants received	3,211,310	-
Proceeds from sale/disposal of capital assets	-	-
<b>Total Cash Provided from (Used for) Capital Financing Activities</b>	<b><u>(9,064,848)</u></b>	<b><u>(12,438,939)</u></b>
<b>Cash Flows from Investing Activities:</b>		
Investment earnings	548,856	768,582
Change in FMV of marketable investment securities	-	-
<b>Total Cash Provided from (Used for) Investing Activities</b>	<b><u>548,856</u></b>	<b><u>768,582</u></b>
<b>Net Increase(Decrease) in Cash and Cash Equivalents</b>	<b><u>(4,569,066)</u></b>	<b><u>(5,528,401)</u></b>
<b>Cash and Cash Equivalents at Beginning of Period</b>	<b><u>123,743,164</u></b>	<b><u>133,026,835</u></b>
<b>Cash and Cash Equivalents at End of Period</b>	<b><u>\$ 119,174,099</u></b>	<b><u>\$ 127,498,434</u></b>

## NOTES TO FINANCIAL STATEMENTS

### **Note 1 - Accounts Receivable Aging**

0 - 30 days	\$	7,167,089.93	95%
31 - 60 days		171,700	2%
61 - 90 days		173,958	2%
Over 90 days	\$	58,269	1%
Allowance for uncollectibles		(39,949)	-1%
<b>Net Trade A/R</b>	<b>\$</b>	<b>7,531,068</b>	

### **Note 2 - Accounts Payable Information**

Retainage Withheld	\$	1,425,011
Corps of Engineers*		620,518
Employee Payroll Related		238,400
Accounts Payable		2,703,381
<b>Total A/P</b>	<b>\$</b>	<b>4,987,310</b>

45' Project - \$620,518

### **Note 3 - Debt Service Information**

	Original Amount of Issue	Principal Paid	Issue Outstanding
General Obligation Bonds, Series 2019	\$ 31,795,000	\$ 1,875,000	\$ 29,210,000
General Obligation Bonds, Series 2021	37,135,000	-	37,135,000
General Obligation Bonds, Series 2023	55,800,000	-	55,420,000
Senior Lien Revenue Refunding Bonds, Series 2013A	33,065,000	22,740,000	7,860,000
Senior Lien Revenue and Refunding Bonds, Series 2015A	39,635,000	7,260,000	31,430,000
Senior Lien Revenue Refunding Bonds, Series 2018	32,865,000	3,440,000	28,745,000
Senior Lien Revenue Bonds, Series 2019A	45,200,000	4,205,000	40,095,000
Senior Lien Revenue Bonds, Series 2019B	29,480,000	2,905,000	25,930,000
Senior Lien Revenue Bonds, Series 2021	29,885,000	-	29,885,000
Senior Lien Revenue Bonds, Series 2024	25,655,000	-	25,655,000
2014 Equipment Lease Payable	14,100,000	14,100,000	-
<b>Total Bonds</b>	<b>\$ 374,615,000</b>	<b>\$ 56,525,000</b>	<b>\$ 311,365,000</b>

Less Current Portion of Long-Term Debt Payable	\$	7,590,000
Long-term Debt Payable	\$	303,775,000

### **Note 4 - Net Asset Information**

A Special Reserve for Capital Improvements was created on Oct 22, 2015. A commitment was made to fund this reserve with an amount equal to the total maintenance and operations portion of the Port's tax rate.

Fiscal Year 2016 Amount Funded	\$	3,423,398
Fiscal Year 2017 Amount Funded	\$	3,570,000
Fiscal Year 2018 Amount Funded	\$	3,887,346
Fiscal Year 2019 Amount Funded	\$	4,269,552
Fiscal Year 2020 Amount Funded	\$	4,120,672
Fiscal Year 2021 Amount Funded	\$	3,981,963
Fiscal Year 2022 Amount Funded	\$	3,627,381
Fiscal Year 2023 Amount Funded	\$	3,351,718
Fiscal Year 2025 Withdrawn	\$	(6,136,324)

**PORT FREEPORT**  
**OPERATING EXPENSES BY DEPARTMENT**  
**November 30, 2025**

	YEAR TO-DATE	PRIOR YEAR TO-DATE	PRIOR YEAR % OVER (UNDER)	2 MONTHS BUDGET	OVER (UNDER)	BUDGET % OVER (UNDER)	TOTAL 2025/2026 BUDGET
<b>COMMISSIONERS</b>							
<b>OPERATING EXPENSES:</b>							
Port salaries/wages	\$ 9,600	\$ 9,600	0%	\$ 9,600	-	0%	\$ 57,600
Port employee benefits	905	919	-2%	742	163	22%	4,974
Professional services	-	-	0%	-	-	0%	-
Training, travel & promotional	12,372	14,115	-12%	21,214	(8,842)	-42%	83,211
Supplies	51	32	59%	100	(49)	-49%	600
Utilities	1,873	1,533	22%	1,480	393	27%	8,900
<b>Total Operating Expenses</b>	<b>\$ 24,801</b>	<b>\$ 26,199</b>	<b>-5%</b>	<b>\$ 33,136</b>	<b>(8,335)</b>	<b>-25%</b>	<b>\$ 155,285</b>

**ADMINISTRATION & FOREIGN TRADE ZONE**

<b>OPERATING EXPENSES:</b>							
Port salaries/wages	\$ 243,394	\$ 241,580	1%	\$ 326,896	(83,502)	-26%	\$ 1,761,351
Port employee benefits	62,902	55,020	14%	78,491	(15,589)	-20%	562,126
Professional services	61,623	48,872	26%	157,524	(95,901)	-61%	980,933
Training, travel & promotional	46,816	31,941	47%	43,745	3,071	7%	237,274
Supplies	7,945	10,438	-24%	4,134	3,811	92%	27,600
Utilities	13,135	43,867	-70%	11,961	1,174	10%	71,740
Business Insurance	417,563	469,390	-11%	490,427	(72,864)	-15%	2,942,554
Other services & charges	71,673	58,267	23%	86,647	(14,974)	-17%	525,385
Maintenance & repair	17,534	20,491	-14%	30,308	(12,774)	-42%	182,350
Depreciation	2,060,314	2,029,074	2%	2,470,764	(410,450)	-17%	14,824,585
<b>Total Operating Expenses</b>	<b>\$ 3,002,899</b>	<b>\$ 3,008,940</b>	<b>0%</b>	<b>\$ 3,700,897</b>	<b>(697,998)</b>	<b>-19%</b>	<b>\$ 22,115,898</b>

**ENGINEERING**

<b>OPERATING EXPENSES:</b>							
Port salaries/wages	\$ 55,251	\$ 72,821	-24%	\$ 78,362	(23,111)	-29%	\$ 470,179
Port employee benefits	14,390	23,321	-38%	28,439	(14,049)	-49%	192,697
Professional services	9,396	197,084	-95%	144,398	(135,002)	-93%	866,400
Training, travel & promotional	1,302	1,250	4%	5,510	(4,208)	-76%	31,915
Supplies	440	526	-16%	986	(546)	-55%	5,900
Utilities	845	997	-15%	1,136	(291)	-26%	6,822
Other services & charges	1,181	1,083	9%	1,640	(459)	-28%	9,850
Maintenance & repair	-	601	-100%	84	(84)	-100%	500
<b>Total Operating Expenses</b>	<b>\$ 82,806</b>	<b>\$ 297,683</b>	<b>-72%</b>	<b>\$ 260,555</b>	<b>(177,749)</b>	<b>-68%</b>	<b>\$ 1,584,263</b>

**OPERATIONS**

<b>OPERATING EXPENSES:</b>							
Port salaries/wages	\$ 305,327	\$ 274,937	11%	\$ 389,650	(84,323)	-22%	\$ 2,337,933
Port employee benefits	92,589	79,553	16%	115,113	(22,524)	-20%	785,403
Professional services	1,577	3,149	-50%	-	1,577	0%	5,000
Training, travel & promotional	4,698	5,577	-16%	7,247	(2,549)	-35%	32,449
Supplies	19,585	18,732	5%	18,796	789	4%	120,100
Utilities	269,055	117,289	129%	191,103	77,952	41%	1,146,593
Other services & charges	10,590	27,923	-62%	22,994	(12,404)	-54%	146,340
Maintenance & repair	216,652	259,919	-17%	174,661	41,991	24%	1,133,318
<b>Total Operating Expenses</b>	<b>\$ 920,073</b>	<b>\$ 787,079</b>	<b>17%</b>	<b>\$ 919,564</b>	<b>509</b>	<b>0%</b>	<b>\$ 5,707,136</b>



**PORT FREEPORT**  
**OPERATING EXPENSES BY DEPARTMENT**  
**November 30, 2025**

	YEAR TO-DATE	PRIOR YEAR TO-DATE	PRIOR YEAR % OVER (UNDER)	2 MONTHS BUDGET	OVER (UNDER)	BUDGET % OVER (UNDER)	TOTAL 2025/2026 BUDGET
<b><u>BUSINESS DEVELOPMENT</u></b>							
<b>OPERATING EXPENSES:</b>							
Port salaries/wages	\$ 60,459	\$ 59,833	1%	\$ 69,058	(8,599)	-12%	\$ 414,344
Port employee benefits	19,314	15,281	26%	20,900	(1,586)	-8%	141,725
Professional services	9,350	-	0%	-	9,350	0%	-
Training, travel & promotional	76,261	73,896	3%	141,180	(64,919)	-46%	575,868
Supplies	433	407	6%	992	(559)	-56%	6,000
Utilities	528	636	-17%	924	(396)	-43%	5,562
Other services & charges	3,250	1,954	66%	5,172	(1,922)	-37%	43,032
Maintenance & repair	-	-	0%	-	-	0%	-
<b>Total Operating Expenses</b>	<b>\$ 169,595</b>	<b>\$ 152,006</b>	<b>12%</b>	<b>\$ 238,226</b>	<b>(68,631)</b>	<b>-29%</b>	<b>\$ 1,186,531</b>
<b><u>PROTECTIVE SERVICES</u></b>							
<b>OPERATING EXPENSES:</b>							
Port salaries/wages	\$ 36,158	\$ 35,707	1%	\$ 41,069	(4,911)	-12%	\$ 246,419
Port employee benefits	13,065	12,563	4%	15,126	(2,061)	-14%	105,071
Professional services	437,942	379,908	15%	432,363	5,579	1%	2,594,173
Training, travel & promotional	242	115	110%	2,379	(2,137)	-90%	13,275
Supplies	6,931	8,325	-17%	12,534	(5,603)	-45%	75,200
Utilities	7,600	4,924	54%	7,729	(129)	-2%	46,396
Other services & charges	9,843	5,533	78%	12,469	(2,626)	-21%	74,825
Maintenance & repair	9,635	11,888	-19%	11,669	(2,034)	-17%	72,450
<b>Total Operating Expenses</b>	<b>\$ 521,418</b>	<b>\$ 458,963</b>	<b>14%</b>	<b>\$ 535,338</b>	<b>(13,920)</b>	<b>-3%</b>	<b>\$ 3,227,809</b>
<b><u>CONSOLIDATED - TOTAL</u></b>							
<b>OPERATING EXPENSES:</b>							
Port salaries/wages	\$ 710,189	694,478	2%	\$ 914,635	(204,446)	-22%	\$ 5,287,826
Port employee benefits	203,165	186,657	9%	258,811	(55,646)	-22%	1,791,996
Professional services	519,888	629,013	-17%	734,285	(214,397)	-29%	4,446,506
Training, travel & promotional	141,691	126,894	12%	221,275	(79,584)	-36%	973,992
Supplies	35,385	38,460	-8%	37,542	(2,157)	-6%	235,400
Utilities	293,036	169,246	73%	214,333	78,703	37%	1,286,013
Business Insurance	417,563	469,390	-11%	490,427	(72,864)	-15%	2,942,554
Other services & charges	96,537	94,760	2%	128,922	(32,385)	-25%	799,432
Maintenance & repair	243,821	292,899	-17%	216,722	27,099	13%	1,388,618
Depreciation	2,060,314	2,029,074	2%	2,470,764	(410,450)	-17%	14,824,585
<b>Total Operating Expenses</b>	<b>\$ 4,721,593</b>	<b>\$ 4,730,867</b>	<b>0%</b>	<b>\$ 5,687,716</b>	<b>(966,123)</b>	<b>-17%</b>	<b>\$ 33,976,922</b>

# **PORT FREEPORT - VELASCO TERMINAL ONLY**

## **STATEMENT OF REVENUES AND EXPENSES**

November 30, 2025

	YEAR TO DATE	PRIOR YEAR TO DATE	% OVER (UNDER)	2 MONTHS BUDGET	OVER (UNDER)	% OVER (UNDER)	TOTAL 2026 BUDGET
<b>OPERATING REVENUES:</b>							
Wharfage	\$ 485,841	\$ 439,586	11%	\$ 357,366	\$ 128,475	36%	\$ 2,144,196
Dockage & deep water berth	166,214	162,821	2%	194,552	(28,338)	-15%	1,167,316
Equipment & pallet use fees	416,409	358,958	16%	345,470	70,939	21%	2,072,820
Facility use fees	17,126	59,121	-71%	-	17,126	0%	-
Security Fees	78,534	66,861	17%	64,190	14,344	22%	385,148
Other Customer Service Fees	124,016	109,834	13%	177,144	(53,128)	-30%	1,062,867
Ground leases	18,422	84,674	-78%	47,366	(28,944)	-61%	284,196
<b>Total Operating Revenues</b>	<b>1,306,562</b>	<b>1,281,856</b>	<b>2%</b>	<b>1,186,088</b>	<b>120,474</b>	<b>10%</b>	<b>7,116,543</b>
<b>OPERATING EXPENSES:</b>							
Port salaries/wages	87,696	63,862	37%	80,211	7,485	9%	481,284
Port employee benefits	19,578	15,674	25%	22,647	(3,069)	-14%	162,450
Professional services	-	-	0%	-	-	0%	-
Training, travel, and promotional	-	-	0%	-	-	0%	-
Supplies	135	124	9%	-	-	0%	-
Utilities	35,880	14,711	144%	28,747	7,133	25%	172,457
Business Insurance	72,486	76,251	-5%	98,085	(25,599)	-26%	588,511
Maintenance & repair	141,127	165,465	-15%	101,166	39,961	40%	607,000
Depreciation	1,018,298	983,394	4%	1,185,968	(167,670)	-14%	7,115,801
<b>Total Operating Expenses</b>	<b>1,375,200</b>	<b>1,319,481</b>	<b>4%</b>	<b>1,516,824</b>	<b>(141,624)</b>	<b>-9%</b>	<b>9,127,503</b>
<b>OPERATING INCOME (LOSS)</b>	<b>(68,638)</b>	<b>(37,625)</b>	<b>-82%</b>	<b>(330,736)</b>	<b>262,098</b>	<b>79%</b>	<b>(2,010,960)</b>
<b>NON-OPERATING REVENUES (EXPENSES)</b>							
Debt interest and fees	(415,722)	(430,783)	-3%	(654,340)	238,618	36%	(3,927,189)
<b>Total Non-Operating Revenue (Expenses)</b>	<b>(415,722)</b>	<b>(430,783)</b>	<b>-3%</b>	<b>(654,340)</b>	<b>238,618</b>	<b>-36%</b>	<b>(3,927,189)</b>
<b>INCOME (LOSS) BEFORE CONTRIBUTIONS AND EXTRAORDINARY EXPENSE</b>	<b>(484,360)</b>	<b>(468,408)</b>	<b>3%</b>	<b>(985,076)</b>	<b>500,716</b>	<b>0%</b>	<b>(5,938,149)</b>
<b>CHANGE IN NET POSITION</b>	<b>\$ (484,360)</b>	<b>\$ (468,408)</b>	<b>3%</b>	<b>\$ (985,076)</b>	<b>\$ 500,716</b>	<b>-51%</b>	<b>\$ (5,938,149)</b>

**PORT FREEPORT**  
Port Improvement Projects Summary  
November 30, 2025

Project	Contract Award	Change Orders	Total Contract	Current Year Budget	Incurred to Date FY 2025	CIP Prior Years	Incurred to Date Total	Balance to Finish
<b>24/25 Port Network Upgrades</b>	<b>150,000.00</b>	<b>0.00</b>	<b>150,000.00</b>	<b>150,000.00</b>	<b>0.00</b>	<b>18,638.71</b>	<b>18,638.71</b>	<b>131,361.29</b>
EDSA	0.00	0.00	0.00		0.00	0.00	0.00	0.00
Construction	150,000.00	0.00	150,000.00		0.00	18,638.71	18,638.71	131,361.29
Other not in contract	0.00	0.00	0.00		0.00	0.00	0.00	0.00
<b>DSWi Acct Software Upgrade</b>	<b>237,000.00</b>	<b>0.00</b>	<b>237,000.00</b>	<b>237,000.00</b>	<b>11,541.25</b>	<b>111,780.00</b>	<b>123,321.25</b>	<b>113,678.75</b>
EDSA	0.00	0.00	0.00		0.00	0.00	0.00	0.00
Construction	237,000.00	0.00	237,000.00		11,541.25	111,780.00	123,321.25	113,678.75
Other not in contract	0.00	0.00	0.00		0.00	0.00	0.00	0.00
<b>VT- North Gate Entrance</b>	<b>760,847.52</b>	<b>0.00</b>	<b>760,847.52</b>	<b>720,847.52</b>	<b>0.00</b>	<b>782,011.66</b>	<b>782,011.66</b>	<b>(21,164.14)</b>
EDSA	356,684.00	0.00	356,684.00		0.00	356,666.41	356,666.41	17.59
Construction	363,469.00	0.00	363,469.00		0.00	395,090.75	395,090.75	(31,621.75)
Other not in contract	40,694.52	0.00	40,694.52		0.00	30,254.50	30,254.50	10,440.02
<b>VT- Access Project</b>	<b>13,159,432.83</b>	<b>70,000.00</b>	<b>13,229,432.83</b>	<b>13,229,432.83</b>	<b>65,559.00</b>	<b>12,327,089.63</b>	<b>12,392,648.63</b>	<b>836,784.20</b>
EDSA	1,218,718.00	70,000.00	1,288,718.00		0.00	1,184,981.61	1,184,981.61	103,736.39
Construction	11,929,297.00	0.00	11,929,297.00		65,559.00	11,130,690.19	11,196,249.19	733,047.81
Other not in contract	11,417.83	0.00	11,417.83		0.00	11,417.83	11,417.83	0.00
<b>VT- Refrigerated Cross Dock</b>	<b>1,332,908.38</b>	<b>0.00</b>	<b>1,332,908.38</b>	<b>500,000.00</b>	<b>500.00</b>	<b>74,916.76</b>	<b>75,416.76</b>	<b>1,257,491.62</b>
EDSA	1,332,900.00	0.00	1,332,900.00		500.00	74,908.38	75,408.38	1,257,491.62
Construction	0.00	0.00	0.00		0.00	0.00	0.00	0.00
Other not in contract	8.38	0.00	8.38		0.00	8.38	8.38	0.00
<b>VT Backlands Area V Phase II</b>	<b>19,375,578.35</b>	<b>0.00</b>	<b>19,375,578.35</b>	<b>20,500,000.00</b>	<b>1,489,764.54</b>	<b>17,685,432.65</b>	<b>19,175,197.19</b>	<b>200,381.16</b>
EDSA	849,800.00	0.00	849,800.00		139,958.63	581,834.00	721,792.63	128,007.37
Construction	18,508,603.35	0.00	18,508,603.35		1,349,805.91	17,086,423.65	18,436,229.56	72,373.79
Other not in contract	17,175.00	0.00	17,175.00		0.00	17,175.00	17,175.00	0.00
<b>VT East 5th Reconstruction</b>	<b>2,263,318.31</b>	<b>0.00</b>	<b>2,263,318.31</b>	<b>500,000.00</b>	<b>1,290,484.06</b>	<b>673,095.95</b>	<b>1,963,580.01</b>	<b>299,738.30</b>
EDSA	84,272.00	0.00	84,272.00		18,262.00	84,828.00	103,090.00	(18,818.00)
Construction	2,179,046.31	0.00	2,179,046.31		1,272,222.06	588,267.95	1,860,490.01	318,556.30
Other not in contract	0.00	0.00	0.00		0.00	0.00	0.00	0.00
<b>VT -Utility Relocation of Land Acquisition &amp; land</b>	<b>582,805.28</b>	<b>3,525.00</b>	<b>586,330.28</b>	<b>1,800,000.00</b>	<b>0.00</b>	<b>667,081.55</b>	<b>667,081.55</b>	<b>(80,751.27)</b>
EDSA	0.00	0.00	0.00		0.00	0.00	0.00	0.00
Construction	72,456.13	0.00	72,456.13		0.00	150,113.10	150,113.10	(77,656.97)
Other not in contract	510,349.15	3,525.00	513,874.15		0.00	516,968.45	516,968.45	(3,094.30)
<b>Pumpstation 1400 E Floodgate &amp; P14 Drainage</b>	<b>1,446,405.61</b>	<b>0.00</b>	<b>1,446,405.61</b>	<b>1,440,000.00</b>	<b>0.00</b>	<b>1,446,405.61</b>	<b>1,446,405.61</b>	<b>0.00</b>
EDSA	0.00	0.00	0.00		0.00	0.00	0.00	0.00
Construction	1,442,485.00	0.00	1,442,485.00		0.00	1,442,485.00	1,442,485.00	0.00
Other not in contract	3,920.61	0.00	3,920.61		0.00	3,920.61	3,920.61	0.00
<b>Non-TWIC Lot Precheck Gate Electrical</b>	<b>1,892.00</b>	<b>0.00</b>	<b>1,892.00</b>	<b>10,000.00</b>	<b>0.00</b>	<b>1,892.00</b>	<b>1,892.00</b>	<b>0.00</b>
EDSA	0.00	0.00	0.00		0.00	0.00	0.00	0.00
Construction	0.00	0.00	0.00		0.00	0.00	0.00	0.00
Other not in contract	1,892.00	0.00	1,892.00		0.00	1,892.00	1,892.00	0.00
<b>EOC Additional Parking</b>	<b>0.00</b>	<b>0.00</b>	<b>0.00</b>	<b>25,000.00</b>	<b>0.00</b>	<b>0.00</b>	<b>0.00</b>	<b>0.00</b>
EDSA	0.00	0.00	0.00		0.00	0.00	0.00	0.00
Construction	0.00	0.00	0.00		0.00	0.00	0.00	0.00
Other not in contract	0.00	0.00	0.00		0.00	0.00	0.00	0.00
<b>EOC HVAC Upgrade/Replacement</b>	<b>534,795.00</b>	<b>0.00</b>	<b>534,795.00</b>	<b>500,000.00</b>	<b>0.00</b>	<b>24,355.00</b>	<b>24,355.00</b>	<b>510,440.00</b>
EDSA	20,070.00	0.00	20,070.00		0.00	10,035.00	10,035.00	10,035.00
Construction	514,725.00	0.00	514,725.00	24,355.00	0.00	14,320.00	14,320.00	500,405.00
Other not in contract	0.00	0.00	0.00		0.00	0.00	0.00	0.00
<b>Gate 4 Access Road Widening</b>	<b>1,215,132.58</b>	<b>0.00</b>	<b>1,215,132.58</b>	<b>1,215,132.58</b>	<b>45,762.50</b>	<b>27,658.38</b>	<b>73,420.88</b>	<b>1,141,711.70</b>
EDSA	66,137.00	0.00	66,137.00		0.00	27,650.00	27,650.00	38,487.00
Construction	1,148,987.20	0.00	1,148,987.20		45,762.50	0.00	45,762.50	1,103,224.70
Other not in contract	8.38	0.00	8.38		0.00	8.38	8.38	0.00
<b>Greenbelt with Port Expansion Area Tribute</b>	<b>0.00</b>	<b>0.00</b>	<b>0.00</b>	<b>50,000.00</b>	<b>0.00</b>	<b>0.00</b>	<b>0.00</b>	<b>0.00</b>
EDSA	0.00	0.00	0.00		0.00	0.00	0.00	0.00
Construction	0.00	0.00	0.00		0.00	0.00	0.00	0.00
Other not in contract	0.00	0.00	0.00		0.00	0.00	0.00	0.00
<b>M &amp; R - Joint Repairs</b>	<b>0.00</b>	<b>0.00</b>	<b>0.00</b>	<b>20,000.00</b>	<b>0.00</b>	<b>0.00</b>	<b>0.00</b>	<b>0.00</b>
EDSA	0.00	0.00	0.00		0.00	0.00	0.00	0.00
Construction	0.00	0.00	0.00		0.00	0.00	0.00	0.00
Other not in contract	0.00	0.00	0.00		0.00	0.00	0.00	0.00
<b>M &amp; R - Railroad Track Renovations</b>	<b>0.00</b>	<b>0.00</b>	<b>75,000.00</b>	<b>75,000.00</b>	<b>0.00</b>	<b>11,320.00</b>	<b>11,320.00</b>	<b>63,680.00</b>
EDSA	0.00	0.00	0.00		0.00	0.00	0.00	0.00
Construction	0.00	0.00	75,000.00	75,000.00	0.00	11,320.00	11,320.00	63,680.00
Other not in contract	0.00	0.00	0.00		0.00	0.00	0.00	0.00
<b>M &amp; R - Roads</b>	<b>0.00</b>	<b>0.00</b>	<b>0.00</b>	<b>200,000.00</b>	<b>0.00</b>	<b>0.00</b>	<b>0.00</b>	<b>0.00</b>
EDSA	0.00	0.00	0.00		0.00	0.00	0.00	0.00
Construction	0.00	0.00	0.00		0.00	0.00	0.00	0.00
Other not in contract	0.00	0.00	0.00		0.00	0.00	0.00	0.00
<b>M &amp; R Transformer Yard Replacement</b>	<b>4,078.00</b>	<b>0.00</b>	<b>4,078.00</b>	<b>200,000.00</b>	<b>0.00</b>	<b>4,078.00</b>	<b>4,078.00</b>	<b>0.00</b>
EDSA	4,078.00	0.00	4,078.00		0.00	4,078.00	4,078.00	0.00
Construction	0.00	0.00	0.00		0.00	0.00	0.00	0.00
Other not in contract	0.00	0.00	0.00		0.00	0.00	0.00	0.00



**PORT FREEPORT**  
Port Improvement Projects Summary  
November 30, 2025

Project	Contract Award	Change Orders	Total Contract	Current Year Budget	Incurred to Date FY 2025	CIP Prior Years	Incurred to Date Total	Balance to Finish
<b>M &amp; R Fence Razor Wire Upgrade</b>	<b>23,350.00</b>	<b>0.00</b>	<b>23,350.00</b>	<b>23,350.00</b>	<b>0.00</b>	<b>0.00</b>	<b>0.00</b>	<b>23,350.00</b>
EDSA	0.00	0.00	0.00		0.00	0.00	0.00	0.00
Construction	23,350.00	0.00	23,350.00		0.00	0.00	0.00	23,350.00
Other not in contract	0.00	0.00	0.00		0.00	0.00	0.00	0.00
<b>M &amp; R Inner Harbor Berth Repairs</b>	<b>191,000.00</b>	<b>12,023.80</b>	<b>203,023.80</b>	<b>300,000.00</b>	<b>0.00</b>	<b>168,760.00</b>	<b>168,760.00</b>	<b>34,263.80</b>
EDSA	0.00	0.00	0.00		0.00	0.00	0.00	0.00
Construction	191,000.00	12,023.80	203,023.80		0.00	168,760.00	168,760.00	34,263.80
Other not in contract	0.00	0.00	0.00		0.00	0.00	0.00	0.00
<b>Chiquita Asphalt 2024</b>	<b>250,000.00</b>	<b>0.00</b>	<b>250,000.00</b>	<b>250,000.00</b>	<b>0.00</b>	<b>200,758.62</b>	<b>200,758.62</b>	<b>49,241.38</b>
EDSA	0.00	0.00	0.00		0.00	0.00	0.00	0.00
Construction	250,000.00	0.00	250,000.00		0.00	200,750.00	200,750.00	49,250.00
Other not in contract	0.00	0.00	0.00		0.00	8.62	8.62	(8.62)
<b>Total</b>				<b>\$ 42,045,117.93</b>	<b>\$ 2,903,611.35</b>	<b>\$ 34,225,274.52</b>	<b>\$ 37,128,885.87</b>	<b>\$ 4,560,206.79</b>

**Vendor Expenditure**

Period: 11/01/25..11/30/25

Port Freeport

Monday, January 12, 2026

Page 1

FREEPORT\OBRIEN

This report also includes bank accounts that only have balances.

Bank Account: Date Filter: 11/01/25..11/30/25

Check Ledger Entry:

Check No.	Check Date	Vendor No.	Vendor Name	Check Amount	
Invoice No.	PO No.	GL Account Name	Line Description	Line Amount	
<b>98394</b>	<b>11/04/25</b>	<b>V00011</b>	<b>GulfTex Vending</b>	<b>228.76</b>	
135882		132727	Office Supplies		79.57
135882		132727	Office Supplies		39.78
135882		132727	Office Supplies		9.95
135882		132727	Office Supplies		29.84
135882		132727	Office Supplies		29.84
135882		132727	Office Supplies		39.78
			Line Amount Total		228.76
<b>98395</b>	<b>11/04/25</b>	<b>V00013</b>	<b>Mary Campus</b>	<b>50.00</b>	
135909		132756	Consultant Fees - Other		50.00
			Line Amount Total		50.00
<b>98396</b>	<b>11/04/25</b>	<b>V00040</b>	<b>The Brazosport Facts</b>	<b>276.00</b>	
135915		132759	Subscriptions		276.00
			Line Amount Total		276.00
<b>98397</b>	<b>11/04/25</b>	<b>V00052</b>	<b>KM&amp;L,LLC</b>	<b>8,500.00</b>	
135897		132702	Consultant Fees - Audit		8,500.00
135897		132702	Audit Services for FYE 9/30/25		
			Line Amount Total		8,500.00
<b>98398</b>	<b>11/04/25</b>	<b>V00067</b>	<b>Quill LLC</b>	<b>43.48</b>	
135885		132741	Office Supplies		15.13
135885		132741	Office Supplies		7.56
135885		132741	Office Supplies		1.89
135885		132741	Office Supplies		5.67
135885		132741	Office Supplies		5.67
135885		132741	Office Supplies		7.56
			Line Amount Total		43.48
<b>98399</b>	<b>11/04/25</b>	<b>V00071</b>	<b>Verizon Wireless</b>	<b>151.98</b>	
135920		132775	Telephone		76.00
135920		132775	Telephone		37.99
135920		132775	Telephone		37.99
			Line Amount Total		151.98
<b>98400</b>	<b>11/04/25</b>	<b>V00075</b>	<b>Vicki L. Smith</b>	<b>75.00</b>	
135916		132770	Telephone - Nov		75.00
			Line Amount Total		75.00
<b>98401</b>	<b>11/04/25</b>	<b>V00083</b>	<b>Jason Hull</b>	<b>136.75</b>	
135883		132748	Telephone		136.75
			Line Amount Total		136.75
<b>98402</b>	<b>11/04/25</b>	<b>V00101</b>	<b>Sunstates Security, LLC</b>	<b>97,433.06</b>	
135926		132753	Security Service Fees		47,121.79
135886		132722	Security Service Fees		429.00
135899		132724	Security Service Fees		1,468.85
135900		132723	Security Service Fees		46,571.73
135913		132751	Security Service Fees		107.25
135914		132752	Security Service Fees		572.00
135927		132754	Security Service Fees		1,162.44
			Line Amount Total		97,433.06

## Vendor Expenditure

Period: 11/01/25..11/30/25

Port Freeport

Monday, January 12, 2026

Page 2

FREEPORT\OBRIEN

Check No.	Check Date	Vendor No.	Vendor Name	Check Amount	
Invoice No.	PO No.	GL Account Name	Line Description	Line Amount	
<b>98403</b>	<b>11/04/25</b>	<b>V00102</b>	<b>ABB, Inc</b>	<b>4,203.66</b>	
135921	132766		Inventory- Spare Parts New Berth 8 Cranes		4,203.66
			Line Amount Total		4,203.66
<b>98404</b>	<b>11/04/25</b>	<b>V00104</b>	<b>Donald Mullett</b>	<b>456.56</b>	
135908	132757		Construction in Progress		456.56
			Line Amount Total		456.56
<b>98405</b>	<b>11/04/25</b>	<b>V00118</b>	<b>Second Street Properties, LLC</b>	<b>72.89</b>	
135911	132761		Fuel/Oil		32.56
135912	132762		Fuel/Oil		40.33
			Line Amount Total		72.89
<b>98406</b>	<b>11/04/25</b>	<b>V00121</b>	<b>Holly Soria</b>	<b>44.58</b>	
135919	132776		Community Events		44.58
			Line Amount Total		44.58
<b>98407</b>	<b>11/04/25</b>	<b>V00141</b>	<b>Vernor Material &amp; Equipment Co., Inc.</b>	<b>880.18</b>	
135889	132745		M&R Roads-Other		880.18
			Line Amount Total		880.18
<b>98408</b>	<b>11/04/25</b>	<b>V00185</b>	<b>BMP Rackmount Solutions, LLC</b>	<b>658.00</b>	
135878	132737		Badge Supplies		310.00
135879	132738		Badge Supplies		348.00
			Line Amount Total		658.00
<b>98409</b>	<b>11/04/25</b>	<b>V00187</b>	<b>Brazoria County Septic Service</b>	<b>3,285.58</b>	
135891	132744		Contract Services		2,019.58
135892	132742		Contract Services Sept		271.26
135892	132742		Contract Services Oct		994.74
			Line Amount Total		3,285.58
<b>98410</b>	<b>11/04/25</b>	<b>V00200</b>	<b>The Chamber Brazosport Area</b>	<b>400.00</b>	
135887	132725		Dues & Memberships & Licenses		400.00
			Line Amount Total		400.00
<b>98411</b>	<b>11/04/25</b>	<b>V00209</b>	<b>Datavox, Inc.</b>	<b>565.92</b>	
135906	132769		AXIS BODY CAMERA SYSTEM x5 2025		565.92
			Line Amount Total		565.92
<b>98412</b>	<b>11/04/25</b>	<b>V00242</b>	<b>Detail Products Inc.</b>	<b>198.00</b>	
135907	132758		Commercial Events		198.00
			Line Amount Total		198.00
<b>98413</b>	<b>11/04/25</b>	<b>V00248</b>	<b>Promotions Unlimited</b>	<b>268.85</b>	
135910	132763		Promotional Items - Community		268.85
			Line Amount Total		268.85
<b>98414</b>	<b>11/04/25</b>	<b>V00249</b>	<b>JOC Group Inc.</b>	<b>7,872.00</b>	
135923	131781		Sales/Promotion Travel - JOC TPM Long Beach, CA		7,872.00
135923	131781		March 1-4 2026 Bronze Sponsor		
			Line Amount Total		7,872.00
<b>98415</b>	<b>11/04/25</b>	<b>V00256</b>	<b>Blueline Shop &amp; Copy Center</b>	<b>1,142.35</b>	
135890	132615		Community Event-Port Golf Tournament		1,142.35
135890	132615		Various Banners & Signs for sponsors		
135890	132615		Golf Tournament 10/27/2025		
			Line Amount Total		1,142.35



**Vendor Expenditure**

Period: 11/01/25..11/30/25

Port Freeport

Monday, January 12, 2026

Page 3

FREEPORT\OBRIEN

Check No.	Check Date	Vendor No.	Vendor Name	Check Amount	
Invoice No.	PO No.	GL Account Name	Line Description		Line Amount
<b>98416</b>	<b>11/04/25</b>	<b>V00386</b>	<b>Industrial Disposal Supply Co., LLC</b>	<b>970.61</b>	
135818	132681		M&R TOE-Street Sweeper		970.61
			Line Amount Total		970.61
<b>98417</b>	<b>11/04/25</b>	<b>V00389</b>	<b>Austin Seth</b>	<b>208.99</b>	
135903	132767		Sales/Promotion Travel Sept		34.22
135903	132767		Community Events		144.77
135903	132767		Sales/Promotion Travel Oct		30.00
			Line Amount Total		208.99
<b>98418</b>	<b>11/04/25</b>	<b>V00422</b>	<b>Pinkey's Golf Carts</b>	<b>550.00</b>	
135884	132733		Community Event-Port Golf Tournament		550.00
			Line Amount Total		550.00
<b>98419</b>	<b>11/04/25</b>	<b>V00431</b>	<b>West Columbia Chamber of Commerce</b>	<b>200.00</b>	
135917	132764		Community Events		200.00
			Line Amount Total		200.00
<b>98420</b>	<b>11/04/25</b>	<b>V00456</b>	<b>Superior Fence Services</b>	<b>3,890.00</b>	
135901	132675		M&R Other-Chainlink Fence Repair/Replace		3,890.00
			Line Amount Total		3,890.00
<b>98421</b>	<b>11/04/25</b>	<b>V00595</b>	<b>Dow Academic Center at Brazosport College</b>	<b>1,029.00</b>	
135895	132739		Community Events		1,029.00
			Line Amount Total		1,029.00
<b>98422</b>	<b>11/04/25</b>	<b>V00608</b>	<b>Economic Development Alliance for Brazoria Countv</b>	<b>175.00</b>	
135880	132734		Community Events		105.00
135880	132734		Community Events		35.00
135880	132734		Community Events		35.00
			Line Amount Total		175.00
<b>98423</b>	<b>11/04/25</b>	<b>V00668</b>	<b>DARE Capital Partners, LLC</b>	<b>1,817.60</b>	
135893	132747		M&R Other-Mowing, Weed Control Etc		908.80
135894	130156		M&R TOE-Gantry Crane		454.40
135894	130156		M&R TOE-Gantry Crane		454.40
135894	130156		Painters to chip, scrape and paint Cranes		
135894	130156		\$20.29 per hour		
135894	130156		\$20.00 / hour plus 1.47% Mark Up		
135894	130156		Not to exceed \$10,000.00		
			Line Amount Total		1,817.60
<b>98424</b>	<b>11/04/25</b>	<b>V00672</b>	<b>Applied Concepts, Inc. dba Stalker Radar</b>	<b>2,380.00</b>	
135862	132496		TRAILER MESSAGING SIGN WITH RADAR		1,225.00
135862	132496		LX60 Modem Kit for the MC360 (015-4128-36)		
135862	132496		Annual Shield Web Access		1,125.00
135862	132496		Shipping		30.00
			Line Amount Total		2,380.00
<b>98425</b>	<b>11/04/25</b>	<b>V00770</b>	<b>UniFirst Holdings Inc.</b>	<b>117.86</b>	
135888	132743		Other Receivables		28.12
135888	132743		Maint and Operations Supplies		89.74
			Line Amount Total		117.86
<b>98426</b>	<b>11/04/25</b>	<b>V00880</b>	<b>Christine Lewis</b>	<b>144.94</b>	
135905	132768		Telephone - Oct		75.00
135905	132768		Safety Supplies		42.96

## Vendor Expenditure

Period: 11/01/25..11/30/25

Port Freeport

Monday, January 12, 2026

Page 4

FREEPORT\OBRIEN

Check No.	Check Date	Vendor No.	Vendor Name	Check Amount	Line Amount
Invoice No.	PO No.	GL Account Name	Line Description		
135905	132768		Community Events		26.98
			Line Amount Total		144.94
<b>98427</b>	<b>11/04/25</b>	<b>V01001</b>	<b>Christie Garcia</b>	<b>54.01</b>	
135918	132777		Community Events		54.01
			Line Amount Total		54.01
<b>98428</b>	<b>11/04/25</b>	<b>V01011</b>	<b>Charles Gryseels III</b>	<b>115.18</b>	
135904	132771		Telephone		75.00
135904	132771		Automobile Expense		40.18
			Line Amount Total		115.18
<b>98429</b>	<b>11/04/25</b>	<b>V01017</b>	<b>GFL Plant Services LP</b>	<b>522.90</b>	
135881	132740		Contract Services		522.90
			Line Amount Total		522.90
<b>98430</b>	<b>11/04/25</b>	<b>V01049</b>	<b>Amy O'Brien</b>	<b>478.81</b>	
135877	132736		Telephone		75.00
135877	132736		Technical Training		403.81
			Line Amount Total		478.81
<b>98431</b>	<b>11/04/25</b>	<b>V01067</b>	<b>Sabre Technologies, LP</b>	<b>5,667.83</b>	
135925	132087		Sales/Promotion Travel-10x10 two panel system,		5,667.83
135925	132087		splits into two panels, halo rally counter, kiosk,		
135925	132087		back lighting, monitor mount		
			Line Amount Total		5,667.83
<b>98432</b>	<b>11/04/25</b>	<b>V01147</b>	<b>Motion Media Co., LLC</b>	<b>1,000.00</b>	
135924	132732		Community Advertising		1,000.00
135924	132732		Golf Tournament Video Coverage		
			Line Amount Total		1,000.00
<b>98433</b>	<b>11/13/25</b>	<b>V00011</b>	<b>Gulftex Vending</b>	<b>90.40</b>	
135953	132831		Office Supplies		90.40
			Line Amount Total		90.40
<b>98434</b>	<b>11/13/25</b>	<b>V00012</b>	<b>FedEx</b>	<b>24.09</b>	
135934	132774		Postage and Freight		24.09
			Line Amount Total		24.09
<b>98435</b>	<b>11/13/25</b>	<b>V00016</b>	<b>Rodney Blackstock</b>	<b>69.35</b>	
135939	132819		M&R Groundskeeping Equip Zero Turn 61" Mower		69.35
			Line Amount Total		69.35
<b>98436</b>	<b>11/13/25</b>	<b>V00023</b>	<b>Patrick's Enterprises, Inc.</b>	<b>105.00</b>	
135961	132801		M&R Roads-Parcel 14 Road		105.00
			Line Amount Total		105.00
<b>98437</b>	<b>11/13/25</b>	<b>V00026</b>	<b>Lowe's</b>	<b>2,067.01</b>	
135998	132817		M&R Bldgs-Security Bldg		378.86
135998	132817		M&R Bldgs-Security Bldg		388.55
135998	132817		M&R Transit Shed-T.S. 1		540.55
135998	132817		M&R TOE-Gantry Crane		379.53
135998	132817		M&R TOE-Gantry Crane		379.52
			Line Amount Total		2,067.01
<b>98438</b>	<b>11/13/25</b>	<b>V00040</b>	<b>The Brazosport Facts</b>	<b>850.04</b>	
135946	132778		Legal Fees		187.64

## Vendor Expenditure

Period: 11/01/25..11/30/25

Port Freeport

Monday, January 12, 2026

Page 5

FREEPORT\OBRIEN

Check No.	Check Date	Vendor No.	Vendor Name	Check Amount	
Invoice No.	PO No.	GL Account Name	Line Description		Line Amount
135946		132778	Community Advertising		662.40
			Line Amount Total		850.04
<b>98439</b>	<b>11/13/25</b>	<b>V00043</b>	<b>Union Pacific Railroad Company</b>	<b>1,600.00</b>	
136005		132853	Other Receivables		1,600.00
			Line Amount Total		1,600.00
<b>98440</b>	<b>11/13/25</b>	<b>V00049</b>	<b>Brazos Fasteners, Inc</b>	<b>49.14</b>	
135947		132781	M&R TOE-Gantry Crane		16.32
135947		132781	M&R TOE-Gantry Crane		16.32
135948		132783	M&R TOE-Gantry Crane		8.25
135948		132783	M&R TOE-Gantry Crane		8.25
			Line Amount Total		49.14
<b>98441</b>	<b>11/13/25</b>	<b>V00051</b>	<b>Velasco Drainage District</b>	<b>15,850.00</b>	
136004		132851	Berth Floodwall Modification		15,850.00
			Line Amount Total		15,850.00
<b>98442</b>	<b>11/13/25</b>	<b>V00054</b>	<b>Payment vendor ledger entry is not found check# 98442.</b>	<b>0.00</b>	
			Line Amount Total		
<b>98443</b>	<b>11/13/25</b>	<b>V00054</b>	<b>Summit Electric Supply</b>	<b>9,700.32</b>	
135968		132793	M&R Warehouse-Warehouse 51		732.59
135969		132794	M&R Warehouse-Warehouse 51		917.56
135970		132795	M&R TOE-Gantry Crane		437.90
135970		132795	M&R TOE-Gantry Crane		437.90
135971		132796	M&R Warehouse-Warehouse 51		934.42
135972		132797	M&R Warehouse-Warehouse 51		969.52
135973		132798	M&R Warehouse-Warehouse 51		78.90
135974		132821	M&R Warehouse-Warehouse 51		64.98
135975		132822	M&R Warehouse-Warehouse 51		15.00
135976		132823	Maint and Operations Supplies		135.62
135977		132824	M&R Warehouse-Warehouse 51		212.45
135977		132824	Summit Electric-Rebill Dole 50/50		35.53
135978		132825	Maint and Operations Supplies		68.31
135979		132837	M&R Leased Facilities-T.S. 5 Offices		630.12
135980		132838	M&R Leased Facilities-HTS- (Parcel 19 & 25)		982.84
135981		132839	M&R Docks-Dock Berth 7-VT		60.16
135982		132842	M&R Transit Shed-T.S. 1		340.28
135983		132843	M&R Transit Shed-T.S. 1		680.56
135984		132844	M&R Leased Facilities-HTS- (Parcel 19 & 25)		982.84
135985		132845	M&R Leased Facilities-HTS- (Parcel 19 & 25)		982.84
			Line Amount Total		9,700.32
<b>98444</b>	<b>11/13/25</b>	<b>V00066</b>	<b>The Wilderness Golf Club</b>	<b>10,051.00</b>	
136006		131662	Charitable Golf Tournament-Oct 27, 2025		
136006		131662	Green Fees, drinks		10,051.00
			Line Amount Total		10,051.00
<b>98445</b>	<b>11/13/25</b>	<b>V00067</b>	<b>Quill LLC</b>	<b>200.33</b>	
135937		132806	Office Supplies		45.90
135937		132806	Office Supplies		22.95
135937		132806	Office Supplies		5.74
135937		132806	Office Supplies		17.21
135937		132806	Office Supplies		17.21



**Vendor Expenditure**

Period: 11/01/25..11/30/25

Port Freeport

Monday, January 12, 2026

Page 6

FREEPORT\OBRIEN

Check No.	Check Date	Vendor No.	Vendor Name	Check Amount	
Invoice No.	PO No.	GL Account Name	Line Description	Line Amount	
135937	132806		Office Supplies	22.96	
135959	132830		Office Supplies	1.87	
135960	132836		Office Supplies	66.49	
			Line Amount Total	200.33	
<b>98446</b>	<b>11/13/25</b>	<b>V00070</b>	<b>Darlene Winkler</b>	<b>63.19</b>	
135933	132818		Community Event-Port Golf Tournament	32.90	
135933	132818		Office Supplies	30.29	
			Line Amount Total	63.19	
<b>98447</b>	<b>11/13/25</b>	<b>V00071</b>	<b>Verizon Wireless</b>	<b>1,509.20</b>	
136007	132849		Telephone	1,054.07	
136007	132849		Telephone	75.21	
136007	132849		Telephone	303.92	
136007	132849		Telephone	76.00	
			Line Amount Total	1,509.20	
<b>98448</b>	<b>11/13/25</b>	<b>V00095</b>	<b>Swisher &amp; Swisher</b>	<b>4,155.00</b>	
135940	132807		M&R Leased Facilities-Other	250.00	
135941	132808		M&R Leased Facilities-Other	950.00	
135942	132809		M&R Roads-Parcel 14 Road	800.00	
135943	132810		M&R Roads-Parcel 14 Road	680.00	
135944	132811		M&R Roads-Parcel 14 Road	800.00	
135945	132812		M&R Leased Facilities-Tenaris	675.00	
			Line Amount Total	4,155.00	
<b>98449</b>	<b>11/13/25</b>	<b>V00096</b>	<b>CenterPoint Energy</b>	<b>45.36</b>	
135932	132773		Water & Gas	45.36	
			Line Amount Total	45.36	
<b>98450</b>	<b>11/13/25</b>	<b>V00098</b>	<b>Suburban Propane</b>	<b>272.27</b>	
135967	132792		Fuel/Oil	272.27	
			Line Amount Total	272.27	
<b>98451</b>	<b>11/13/25</b>	<b>V00115</b>	<b>AT&amp;T:979-373-0021 663 4</b>	<b>979.42</b>	
135930	132803		Telephone	340.68	
135930	132803		Telephone	170.33	
135930	132803		Telephone	42.58	
135930	132803		Telephone	127.75	
135930	132803		Telephone	127.75	
135930	132803		Telephone	170.33	
			Line Amount Total	979.42	
<b>98452</b>	<b>11/13/25</b>	<b>V00124</b>	<b>Carriage House Partners</b>	<b>5,000.00</b>	
135993	129818		Consultant Fees - Other	5,000.00	
135993	129818		Government Liason Service Agreement Jan 2025-		
135993	129818		December 2027		
135993	129818		Board Approval 12/19/2024		
			Line Amount Total	5,000.00	
<b>98453</b>	<b>11/13/25</b>	<b>V00150</b>	<b>Brazoria County Clerk's Office</b>	<b>500.00</b>	
135931	132815		Office Supplies	500.00	
			Line Amount Total	500.00	
<b>98454</b>	<b>11/13/25</b>	<b>V00177</b>	<b>Arthur J. Gallagher Risk Management Services, LLC</b>	<b>543,642.46</b>	
135837	132680		Insurance Expense-Admin	434,913.97	
135837	132680		Insurance Expense - VT	108,728.49	
			Line Amount Total	543,642.46	

## Vendor Expenditure

Period: 11/01/25..11/30/25

Port Freeport

Monday, January 12, 2026

Page 7

FREEPORT\OBRIEN

Check No.	Check Date	Vendor No.	Vendor Name	Check Amount	
Invoice No.	PO No.	GL Account Name	Line Description	Line Amount	
<b>98455</b>	<b>11/13/25</b>	<b>V00189</b>	<b>Energia Resources, Inc.</b>	<b>546.00</b>	
135949	132833		M&R TOE-Toyota Forklift	442.00	
135950	132834		M&R TOE-Toyota Forklift	9.00	
135951	132835		M&R Docks-Dock Berth 5	95.00	
			Line Amount Total	546.00	
<b>98456</b>	<b>11/13/25</b>	<b>V00193</b>	<b>Grainger</b>	<b>698.00</b>	
135952	132832		Safety Supplies	698.00	
			Line Amount Total	698.00	
<b>98457</b>	<b>11/13/25</b>	<b>V00194</b>	<b>Johnson Supply</b>	<b>603.60</b>	
135957	132800		M&R Bldgs-Security Bldg	603.60	
			Line Amount Total	603.60	
<b>98458</b>	<b>11/13/25</b>	<b>V00209</b>	<b>Datavox, Inc.</b>	<b>3,377.97</b>	
136008	132317		AXON BODY CAMERA SYSTEM 2025	3,377.97	
136008	132317		Axis W120 Body Camera (5 pack)		
136008	132317		Axis Body Warn Live		
136008	132317		Axis TW100 Clip Mounts (5 pack)		
136008	132317		Axis W701 MK II Docking Station, 8 Bay		
			Line Amount Total	3,377.97	
<b>98459</b>	<b>11/13/25</b>	<b>V00217</b>	<b>Rick's Outdoor Power Equipment</b>	<b>485.95</b>	
135962	132846		M&R Groundskeeping Equipment-X-Mark Zero Turn 60"	272.00	
135963	132847		M&R Groundskeeping Equipment-X-Mark Zero Turn 60"	213.95	
			Line Amount Total	485.95	
<b>98460</b>	<b>11/13/25</b>	<b>V00244</b>	<b>Pitney Bowes Bank Inc Purchase Power</b>	<b>86.09</b>	
135936	132772		Postage and Freight	14.50	
135936	132772		Postage and Freight	7.25	
135936	132772		Postage and Freight	38.06	
135936	132772		Postage and Freight	1.81	
135936	132772		Postage and Freight	5.45	
135936	132772		Postage and Freight	3.62	
135936	132772		Postage and Freight	2.71	
135936	132772		Postage and Freight	5.44	
135936	132772		Postage and Freight	7.25	
			Line Amount Total	86.09	
<b>98461</b>	<b>11/13/25</b>	<b>V00267</b>	<b>IWS Gas and Supply of Texas</b>	<b>34.31</b>	
135956	132799		Maint and Operations Supplies	34.31	
			Line Amount Total	34.31	
<b>98462</b>	<b>11/13/25</b>	<b>V00270</b>	<b>The Bulletin</b>	<b>525.00</b>	
135986	132780		Community Advertising - Veteran's Day Ad	525.00	
			Line Amount Total	525.00	
<b>98463</b>	<b>11/13/25</b>	<b>V00303</b>	<b>Sherwin-Williams</b>	<b>433.48</b>	
135965	132790		M&R TOE-Gantry Crane	58.26	
135965	132790		M&R TOE-Gantry Crane	58.26	
135966	132791		M&R TOE-Gantry Crane	158.48	
135966	132791		M&R TOE-Gantry Crane	158.48	
			Line Amount Total	433.48	
<b>98464</b>	<b>11/13/25</b>	<b>V00376</b>	<b>The Goodman Corporation</b>	<b>5,331.00</b>	
136000	131840		Consultant Fees - Other - EPA Clean Air Grant	5,331.00	

## Vendor Expenditure

Period: 11/01/25..11/30/25

Port Freeport

Monday, January 12, 2026

Page 8

FREEPORT\OBRIEN

Check No.	Check Date	Vendor No.	Vendor Name	Check Amount	
Invoice No.	PO No.	GL Account Name	Line Description	Line Amount	
136000	131840		Management		
136000	131840		Board Approval on 05/29/2025		
			Line Amount Total	5,331.00	
<b>98465</b>	<b>11/13/25</b>	<b>V00531</b>	<b>Rob Lowe</b>	<b>583.17</b>	
135938	132805		Telephone	136.75	
135938	132805		Commerical Event-Breakbulk-Administration	80.94	
135938	132805		Technical Training	365.48	
			Line Amount Total	583.17	
<b>98466</b>	<b>11/13/25</b>	<b>V00663</b>	<b>B&amp;K Motor Parts, Inc</b>	<b>1,851.95</b>	
136002	132816		Maint and Operations Supplies	167.94	
136002	132816		M&R TOE-General, Terminal Ops Equip & Tools	198.26	
136002	132816		M&R Security Equipment-John Deere Gator	50.20	
136002	132816		M&R TOE-Street Sweeper	90.16	
136002	132816		M&R Groundskeeping Equip Zero Turn 61" Mower	193.40	
136002	132816		M&R Vehicles-Ford Pick Up	35.54	
136002	132816		M&R Vehicles-International Fuel Truck	375.96	
136002	132816		M&R Vehicles-2020 Chev PU	740.49	
			Line Amount Total	1,851.95	
<b>98467</b>	<b>11/13/25</b>	<b>V00668</b>	<b>DARE Capital Partners, LLC</b>	<b>1,924.10</b>	
135990	130156		M&R TOE-Gantry Crane	454.40	
135990	130156		M&R TOE-Gantry Crane	454.40	
135990	130156		Painters to chip, scrape and paint Cranes		
135990	130156		\$20.29 per hour		
135990	130156		\$20.00 / hour plus 1.47% Mark Up		
135990	130156		Not to exceed \$10,000.00		
135991	132782		M&R Other-Mowing, Weed Control Etc	1,015.30	
			Line Amount Total	1,924.10	
<b>98468</b>	<b>11/13/25</b>	<b>V00735</b>	<b>Diligent Corporation</b>	<b>4,200.00</b>	
135929	132802		Subscriptions	4,200.00	
			Line Amount Total	4,200.00	
<b>98469</b>	<b>11/13/25</b>	<b>V00770</b>	<b>UniFirst Holdings Inc.</b>	<b>219.99</b>	
135987	132828		Other Receivables	28.12	
135987	132828		Maint and Operations Supplies	89.74	
135987	132828		M&R Bldgs-Operations Bldg	37.37	
135988	132826		M&R Bldgs-Admin Bldg 1100 Cherry St	41.19	
135989	132827		M&R Bldgs-Security Bldg	23.57	
			Line Amount Total	219.99	
<b>98470</b>	<b>11/13/25</b>	<b>V00821</b>	<b>Summit Fire &amp; Security, LLC</b>	<b>4,874.00</b>	
135964	132789		M&R Transit Shed-T.S. 1	990.00	
135992	132820		M&R Transit Shed-T.S. 1	1,015.00	
135851	130806		M&R Bldgs-Security Bldg	150.00	
135851	130806		M&R Transit Shed-T.S. 1		
135851	130806		M&R Transit Shed-T.S. 3	1,572.43	
135851	130806		Chiquita		
135851	130806		M&R Warehouse-Warehouse 51	573.28	
135851	130806		M&R Warehouse-Warehouse 52		
135851	130806		M&R Bldgs-Admin Bldg 1100 Cherry St	573.29	
135851	130806		M&R Terminal Facilities-Other		
135851	130806		Annual Fire Protection System Inspection		
			Line Amount Total	4,874.00	



## Vendor Expenditure

Period: 11/01/25..11/30/25

Port Freeport

Monday, January 12, 2026

Page 9

FREEPORT\OBRIEN

Check No.	Check Date	Vendor No.	Vendor Name	Check Amount	
Invoice No.	PO No.	GL Account Name	Line Description	Line Amount	
<b>98471</b>	<b>11/13/25</b>	<b>V00863</b>	<b>Enrico Arbolante</b>	<b>105.00</b>	
136023		132872	Telephone - Oct		75.00
136023		132872	Subscriptions		30.00
			Line Amount Total		105.00
<b>98472</b>	<b>11/13/25</b>	<b>V00956</b>	<b>Texas A&amp;M University-Corpus Christi</b>	<b>21,294.50</b>	
135902		129658	Contract Services		21,294.50
135902		129658	Professional Services for the		
135902		129658	maintenance of the NOAA Port Sensors		
			Line Amount Total		21,294.50
<b>98473</b>	<b>11/13/25</b>	<b>V01010</b>	<b>Imperial Bag &amp; Paper Co LLC dba Imperial Dade</b>	<b>1,552.48</b>	
135954		132840	Office Supplies		562.60
135955		132841	Office Supplies		989.88
			Line Amount Total		1,552.48
<b>98474</b>	<b>11/13/25</b>	<b>V01037</b>	<b>Harper Brothers Construction, LLC</b>	<b>489,793.21</b>	
135997		130459	Construction in Progress-Job J00564		515,571.80
135997		130459	Furnish labor, materials, equipment and insurance		
135997		130459	for the East 5th Street Replacement project		
135997		130459	Board Approval 02/27/2025		
135997		130459	Retainage Payable		
135997		130459	Retainage Payable		
135997		130459	Retainage Payable		
135997		130459	Retainage Payable		
135997		130459	Retainage Payable		
135997		130459	Retainage Payable		-25,778.59
			Line Amount Total		489,793.21
<b>98475</b>	<b>11/13/25</b>	<b>V01082</b>	<b>Greetly, Inc.</b>	<b>5,724.00</b>	
135996		132785	Contract Services		477.00
135996		132785	Visitor Management Professional for 3		
135996		132785	locations Oct 2025		
135996		132785	Nov 2025-Sept 2026		5,247.00
			Line Amount Total		5,724.00
<b>98476</b>	<b>11/13/25</b>	<b>V01088</b>	<b>Ruby Dunn</b>	<b>39.83</b>	
136003		132848	Automobile Expense		18.27
136003		132848	Community Event-Port Golf Tournament		21.56
			Line Amount Total		39.83
<b>98477</b>	<b>11/13/25</b>	<b>V01099</b>	<b>Frost Construction Company, Inc.</b>	<b>21,298.66</b>	
135995		129821	Emergency Recovery Efforts - Hurricane		22,419.64
135995		129821	Furnish labor, materials, equipment & insurance		
135995		129821	for Hurricane Beryl Repairs		
135995		129821	Retainage Payable		
135995		129821	Retainage Payable		
135995		129821	Retainage Payable		
135995		129821	Retainage Payable		
135995		129821	Retainage Payable		
135995		129821	Retainage Payable		
135995		129821	Retainage Payable		
135995		129821	Retainage Payable		
135995		129821	Retainage Payable		
135995		129821	Retainage Payable		-1,120.98
			Line Amount Total		21,298.66

## Vendor Expenditure

Period: 11/01/25..11/30/25

Port Freeport

Monday, January 12, 2026

Page 10

FREEPORT\OBRIEN

Check No.	Check Date	Vendor No.	Vendor Name	Check Amount	
Invoice No.	PO No.	GL Account Name	Line Description	Line Amount	
98478	11/13/25	V01172	Fuseco, Inc.	747.32	
135935		132813	M&R TOE-Gantry Crane		373.66
135935		132813	M&R TOE-Gantry Crane		373.66
			Line Amount Total		747.32
98479	11/19/25	V00006	Michaela Bevers	204.39	
136077		132913	Telephone - Oct		75.00
136077		132913	Commerical Event-Breakbulk-Administration		97.89
136077		132913	Automobile Expense		16.10
136077		132913	Community Event-Port Golf Tournament		15.40
			Line Amount Total		204.39
98480	11/19/25	V00009	Williams Diesel, Inc	162.05	
136022		132863	M&R TOE-Street Sweeper		162.05
			Line Amount Total		162.05
98481	11/19/25	V00010	Specialties Company	162.36	
136019		132860	M&R TOE-Hyster Forklift 440		162.36
			Line Amount Total		162.36
98482	11/19/25	V00013	Mary Campus	200.00	
136076		132916	Consultant Fees - Other		200.00
			Line Amount Total		200.00
98483	11/19/25	V00037	Briggs Equipment	419.08	
136014		132864	M&R TOE-135' JLG Man Lift		419.08
			Line Amount Total		419.08
98484	11/19/25	V00038	Killum Pest Control	525.00	
136017		132852	M&R Bldgs-Gate 4		525.00
			Line Amount Total		525.00
98485	11/19/25	V00039	Brazosport Tire	1,899.19	
136010		132855	M&R Security Equipment-John Deere Gator		371.75
136011		132856	M&R TOE-Toyota Forklift		575.70
136012		132857	M&R TOE-Toyota Forklift		244.56
136013		132858	M&R TOE-Toyota Forklift		707.18
			Line Amount Total		1,899.19
98486	11/19/25	V00044	Ready Refresh	649.01	
136045		132889	Office Supplies		66.20
136045		132889	Office Supplies		33.11
136045		132889	Office Supplies		8.28
136045		132889	Office Supplies		24.83
136045		132889	Office Supplies		458.65
136045		132889	Office Supplies		24.83
136045		132889	Office Supplies		33.11
			Line Amount Total		649.01
98487	11/19/25	V00047	Art's Sign Service	15.00	
136009		132861	M&R Roads-Other		15.00
			Line Amount Total		15.00
98488	11/19/25	V00053	Stericycle, Inc	249.37	
136078		132923	Office Supplies		41.99
136078		132923	Office Supplies		21.00
136078		132923	Office Supplies		110.23
136078		132923	Office Supplies		5.24

## Vendor Expenditure

Period: 11/01/25..11/30/25

Port Freeport

Monday, January 12, 2026

Page 11

FREEPORT\OBRIEN

Check No.	Check Date	Vendor No.	Vendor Name	Check Amount	
Invoice No.	PO No.	GL Account Name	Line Description	Line Amount	
136078	132923		Office Supplies	15.79	
136078	132923		Office Supplies	10.50	
136078	132923		Office Supplies	7.86	
136078	132923		Office Supplies	15.76	
136078	132923		Office Supplies	21.00	
			Line Amount Total	249.37	
<b>98489</b>	<b>11/19/25</b>	<b>V00054</b>	<b>Summit Electric Supply</b>	<b>851.22</b>	
136020	132865		M&R Leased Facilities-HTS- (Parcel 19 & 25)	294.30	
136050	132906		M&R Transit Shed-T.S. 1	38.16	
136051	132907		M&R Bldgs-Operations Bldg	178.48	
136052	132908		M&R Transit Shed-T.S. 1	340.28	
			Line Amount Total	851.22	
<b>98490</b>	<b>11/19/25</b>	<b>V00091</b>	<b>Wells Fargo</b>	<b>21,757.89</b>	
136001	132804		Other Accounts Payable (JE)	21,757.89	
			Line Amount Total	21,757.89	
<b>98491</b>	<b>11/19/25</b>	<b>V00097</b>	<b>Comcast</b>	<b>1,434.86</b>	
135922	132760		Contract Services	1,434.86	
			Line Amount Total	1,434.86	
<b>98492</b>	<b>11/19/25</b>	<b>V00098</b>	<b>Suburban Propane</b>	<b>1,378.87</b>	
136047	132902		Fuel/Oil	446.62	
136046	132901		Fuel/Oil	639.40	
136048	132903		Fuel/Oil	292.85	
			Line Amount Total	1,378.87	
<b>98493</b>	<b>11/19/25</b>	<b>V00101</b>	<b>Sunstates Security, LLC</b>	<b>101,785.63</b>	
136025	132874		Security Service Fees	357.50	
136026	132876		Security Service Fees	178.75	
136027	132880		Security Service Fees	286.00	
136028	132881		Security Service Fees	214.50	
136030	132878		Security Service Fees	47,265.98	
136031	132879		Security Service Fees	1,162.44	
136032	132882		Security Service Fees	51,233.85	
136033	132883		Security Service Fees	1,086.61	
			Line Amount Total	101,785.63	
<b>98494</b>	<b>11/19/25</b>	<b>V00102</b>	<b>ABB, Inc</b>	<b>98,680.85</b>	
136058	132437		M&R TOE-Gantry Crane-Drive Filter Module	11,304.41	
136058	132437		M&R TOE-Gantry Crane-Drive Filter Module	11,304.40	
136058	132437		Drive Module - Inverter...0460	16,334.25	
136058	132437		Drive Module - Inverter...0460	16,334.24	
136058	132437		Drive Module - Inverter...0610	21,701.78	
136058	132437		Drive Module - Inverter...0610	21,701.77	
			Line Amount Total	98,680.85	
<b>98495</b>	<b>11/19/25</b>	<b>V00139</b>	<b>Pfeiffer &amp; Son, LTD</b>	<b>31,728.00</b>	
136069	132185		2025 CAMERA REPLACEMENT PROJECT	31,728.00	
136069	132185		2025 Camera Project		
136069	132185		Board Approval 08/28/2025		
			Line Amount Total	31,728.00	
<b>98496</b>	<b>11/19/25</b>	<b>V00166</b>	<b>Van Scoyoc Associates</b>	<b>8,502.69</b>	
136068	130475		Consultant Fees - 10/2025	8,500.00	
136068	130475		Expenses incurred - Not to exceed \$2,000.00 over	2.69	



## Vendor Expenditure

Period: 11/01/25..11/30/25

Port Freeport

Monday, January 12, 2026

Page 12

FREEPORT\OBRIEN

Check No.	Check Date	Vendor No.	Vendor Name	Check Amount	
Invoice No.	PO No.	GL Account Name	Line Description		Line Amount
136068		130475	the course of the 1-year contract		
			Line Amount Total		8,502.69
<b>98497</b>	<b>11/19/25</b>	<b>V00177</b>	<b>Arthur J. Gallagher Risk Management Services, LLC</b>	<b>40,580.89</b>	
136079		132917	AJG Broker Fee 12/01-11/30/26		29,500.00
136037		132888	Insurance Expense		175.00
136080		132918	Property-Surplus Mar-Oct		7,270.56
136080		132918	Property-Surplus Nov - Feb		3,635.33
			Line Amount Total		40,580.89
<b>98498</b>	<b>11/19/25</b>	<b>V00178</b>	<b>Waypoint</b>	<b>4,000.00</b>	
136035		132885	Consultant Fees - Professional Services - VMWare		4,000.00
136035		132885	Health Check		
			Line Amount Total		4,000.00
<b>98499</b>	<b>11/19/25</b>	<b>V00187</b>	<b>Brazoria County Septic Service</b>	<b>422.00</b>	
136057		132897	Contract Services		422.00
			Line Amount Total		422.00
<b>98500</b>	<b>11/19/25</b>	<b>V00248</b>	<b>Promotions Unlimited</b>	<b>1,364.85</b>	
136087		132430	Community Events		1,364.85
136087		132430	65 Shirts S-XL \$25 ea \$1,625.00		
136087		132430	6 Shirts (2XL) \$27 ea \$162		
136087		132430	3 Shirts (3XL) \$28 da \$84		
136087		132430	1 Shirt (4XL) \$29 ea \$ \$29		
136087		132430	Embroidery for arm on 75 shirts (\$5.90 -\$675.00)		
136087		132430	Embroidery on Chest on 75 shirts(\$9 - \$442.00)		
136087		132430	Digitized Logo \$20		
136087		132430	Shipping \$25		
			Line Amount Total		1,364.85
<b>98501</b>	<b>11/19/25</b>	<b>V00250</b>	<b>Lincoln National Life Insurance Company</b>	<b>3,254.00</b>	
136066		132887	Group STD Insurance		333.39
136066		132887	Group LTD Insurance		281.19
136066		132887	Group STD Insurance		133.54
136066		132887	Group LTD Insurance		114.78
136066		132887	Group STD Insurance		583.60
136066		132887	Group LTD Insurance		404.76
136066		132887	Group STD Insurance		21.16
136066		132887	Group LTD Insurance		12.78
136066		132887	Group STD Insurance		145.31
136066		132887	Group LTD Insurance		129.86
136066		132887	Group STD Insurance		102.58
136066		132887	Group LTD Insurance		85.69
136066		132887	Group STD Insurance		51.60
136066		132887	Group LTD Insurance		32.65
136066		132887	Group STD Insurance		139.47
136066		132887	Group LTD Insurance		114.31
136066		132887	Group STD Insurance		143.09
136066		132887	Group LTD Insurance		89.51
136066		132887	Group STD Insurance		192.16
136066		132887	Group LTD Insurance		142.57
			Line Amount Total		3,254.00
<b>98502</b>	<b>11/19/25</b>	<b>V00260</b>	<b>CMT Technical Services</b>	<b>8,451.75</b>	
136081		128251	Construction in Progress		8,451.75

## Vendor Expenditure

Period: 11/01/25..11/30/25

Port Freeport

Monday, January 12, 2026

Page 13

FREEPORT\OBRIEN

Check No.	Check Date	Vendor No.	Vendor Name	Check Amount	
Invoice No.	PO No.	GL Account Name	Line Description		Line Amount
136081	128251		Professional Services for the		
136081	128251		East 5th St Geotechnical and Materials Testing SCP		
136081	128251		Board Approval 06/27/2024		
			Line Amount Total		8,451.75
<b>98503</b>	<b>11/19/25</b>	<b>V00267</b>	<b>IWS Gas and Supply of Texas</b>	<b>131.61</b>	
136015	132862		Maint and Operations Supplies		131.61
			Line Amount Total		131.61
<b>98504</b>	<b>11/19/25</b>	<b>V00275</b>	<b>The Alvin Sun</b>	<b>225.00</b>	
136029	132884		Community Advertising - Brazoria County Fair Ad		225.00
			Line Amount Total		225.00
<b>98505</b>	<b>11/19/25</b>	<b>V00322</b>	<b>Extreme Marine</b>	<b>145.25</b>	
136024	132873		M&R Security Equipment-SeaArk Commander Boat		145.25
			Line Amount Total		145.25
<b>98506</b>	<b>11/19/25</b>	<b>V00386</b>	<b>Industrial Disposal Supply Co., LLC</b>	<b>836.72</b>	
136016	132854		M&R TOE-Street Sweeper		836.72
			Line Amount Total		836.72
<b>98507</b>	<b>11/19/25</b>	<b>V00471</b>	<b>Honeywell International, Inc.</b>	<b>16,720.00</b>	
136086	132765		M&R IT Equipment Feb 2026-Jan 2027		6,750.00
136086	132765		SSAEUPWCE-Ann end user 24/7 Software Suppt Agmt		
136086	132765		SSAEUPWCEU-Concurrent users licenses add-on		6,300.00
136086	132765		SSAEUPWCEB-Concurrent badging license add-on		790.00
136086	132765		CPSSYOPPRM-Semi-annual remote system optimization		2,880.00
136086	132765		support		
			Line Amount Total		16,720.00
<b>98508</b>	<b>11/19/25</b>	<b>V00668</b>	<b>DARE Capital Partners, LLC</b>	<b>2,257.80</b>	
136064	132899		M&R Other-Mowing, Weed Control Etc		1,121.80
136063	130156		M&R TOE-Gantry Crane		568.00
136063	130156		M&R TOE-Gantry Crane		568.00
136063	130156		Painters to chip, scrape and paint Cranes		
136063	130156		\$20.29 per hour		
136063	130156		\$20.00 / hour plus 1.47% Mark Up		
136063	130156		Not to exceed \$10,000.00		
			Line Amount Total		2,257.80
<b>98509</b>	<b>11/19/25</b>	<b>V00770</b>	<b>UniFirst Holdings Inc.</b>	<b>235.72</b>	
136021	132859		Other Receivables		28.12
136021	132859		Maint and Operations Supplies		89.74
136055	132900		Other Receivables		28.12
136055	132900		Maint and Operations Supplies		89.74
			Line Amount Total		235.72
<b>98510</b>	<b>11/19/25</b>	<b>V00808</b>	<b>Whitener Enterprises Inc.</b>	<b>1,957.41</b>	
136034	132703		Fuel/Oil - Unleaded Gas		1,792.16
136034	132703		Surcharges		165.25
			Line Amount Total		1,957.41
<b>98511</b>	<b>11/19/25</b>	<b>V00864</b>	<b>Visual Edge IT, Inc.</b>	<b>193.97</b>	
136056	132875		Maint & Repair - Office Equipment		193.97
			Line Amount Total		193.97

Period: 11/01/25..11/30/25  
Port Freeport

Page 14

FREEPORT\OBRIEN

Unaudited  
Page 28 of 35



## Vendor Expenditure

Period: 11/01/25..11/30/25

Port Freeport

Monday, January 12, 2026

Page 15

FREEPORT\OBRIEN

Check No.	Check Date	Vendor No.	Vendor Name	Check Amount	
Invoice No.	PO No.	GL Account Name	Line Description		Line Amount
136085	129346		Retainage Payable		
136085	129346		Retainage Payable		-49,286.92
			Line Amount Total		991,280.73
<b>98518</b>	<b>11/19/25</b>	<b>V01070</b>	<b>Alliance Terminal Equipment Services, LLC</b>	<b>9,704.00</b>	
136059	132013		M&R TOE-Gantry Crane - Main Roller		2,808.00
136059	132013		Main Roller		2,808.00
136059	132013		Tariff		1,294.00
136059	132013		Tariff		1,294.00
136059	132013		Air shipping fee		750.00
136059	132013		Air shipping fee		750.00
			Line Amount Total		9,704.00
<b>98519</b>	<b>11/19/25</b>	<b>V01080</b>	<b>Legacy LL Management LLC</b>	<b>998.00</b>	
136018	132850		M&R Leased Facilities-Riviana		998.00
			Line Amount Total		998.00
<b>98520</b>	<b>11/19/25</b>	<b>V01086</b>	<b>Clinton Woodson</b>	<b>341.33</b>	
136074	132915		Telephone		75.00
136074	132915		Sales/Promotion Travel		232.17
136074	132915		Commercial Events		34.16
			Line Amount Total		341.33
<b>98521</b>	<b>11/19/25</b>	<b>V01087</b>	<b>Amanda Veliz</b>	<b>201.85</b>	
136072	132921		Commercial Events		194.15
136072	132921		Community Event-Port Golf Tournament		7.70
			Line Amount Total		201.85
<b>98522</b>	<b>11/19/25</b>	<b>V01135</b>	<b>Amazon Capital Services</b>	<b>1,963.32</b>	
136036	132912		Office Supplies		108.78
136036	132912		Office Supplies		30.94
136036	132912		Office Supplies		62.66
136036	132912		Office Supplies		23.92
136036	132912		Office Supplies		2.60
136036	132912		Office Supplies		32.30
136036	132912		Safety Supplies		1,018.68
136036	132912		Badge Supplies		76.20
136036	132912		Community Events - CAP		-8.88
136036	132912		Community Event-Port Golf Tournament		407.64
136036	132912		Maint and Operations Supplies		61.56
136036	132912		Furniture and Equipment Purchases <\$5,000		46.94
136036	132912		Furniture and Equipment Purchases <\$5,000		99.98
			Line Amount Total		1,963.32
<b>98523</b>	<b>11/19/25</b>	<b>V01136</b>	<b>Gridmatic Rosa LLC</b>	<b>110,812.13</b>	
135896	132735		Electricity		3,603.38
135896	132735		Electricity		86,652.02
135896	132735		Electricity		3,064.59
135896	132735		Electricity		17,492.14
			Line Amount Total		110,812.13
<b>98524</b>	<b>11/19/25</b>	<b>V01153</b>	<b>Crawford Electric Supply</b>	<b>98.30</b>	
136041	132904		M&R Bldgs-Gate 12		98.30
			Line Amount Total		98.30
<b>98525</b>	<b>11/19/25</b>	<b>V01163</b>	<b>FedEx</b>	<b>69.21</b>	
136075	132922		Postage and Freight		69.21
			Line Amount Total		69.21

## Vendor Expenditure

Period: 11/01/25..11/30/25

Port Freeport

Monday, January 12, 2026

Page 16

FREEPORT\OBRIEN

Check No.	Check Date	Vendor No.	Vendor Name	Check Amount	
Invoice No.	PO No.	GL Account Name	Line Description	Line Amount	
<b>98526</b>	<b>11/19/25</b>	<b>V01168</b>	<b>StormGeo Inc</b>	<b>3,500.00</b>	
135898	132636		Contract Services		3,500.00
135898	132636		Tropical Watch Annual Service Fee		
135898	132636		11/01/2025-10/31/2026		
			Line Amount Total		3,500.00
<b>98527</b>	<b>11/19/25</b>	<b>V01170</b>	<b>Creative Design &amp; Marketing</b>	<b>550.00</b>	
136082	132787		Community Events		550.00
136082	132787		Graphic Design Creation		
136082	132787		Save the Date		
136082	132787		Invite		
136082	132787		Centennial Logo for T-Shirt		
136082	132787		Event Program		
136082	132787		Event Screen Graphics		
			Line Amount Total		550.00
<b>98528</b>	<b>11/19/25</b>	<b>V01178</b>	<b>Galveston Limousine &amp; Transportation</b>	<b>3,990.00</b>	
136084	132866		Community Events		3,990.00
136084	132866		Mini Coach Seats 35 Passengers for 7 hours		
			Line Amount Total		3,990.00
<b>98529</b>	<b>11/21/25</b>	<b>V00001</b>	<b>Norma Cheline</b>	<b>1,300.00</b>	
136124	129546		Lease Expense		1,300.00
136124	129546		Off Site Storage in Angleton		
			Line Amount Total		1,300.00
<b>98530</b>	<b>11/21/25</b>	<b>V00004</b>	<b>City of Freeport</b>	<b>62,485.12</b>	
136038	132893		Water & Gas		225.60
136039	132894		Water & Gas		88.72
136040	132895		Water & Gas		234.15
136060	132890		Water & Gas		57,833.85
136061	132891		Water/Gas Rebill to VW		2,885.71
136062	132892		Water/Gas Rebill to VW		1,217.09
			Line Amount Total		62,485.12
<b>98531</b>	<b>11/21/25</b>	<b>V00023</b>	<b>Patrick's Enterprises, Inc.</b>	<b>36.00</b>	
136096	132940		M&R Bldgs-Operations Bldg		36.00
			Line Amount Total		36.00
<b>98532</b>	<b>11/21/25</b>	<b>V00031</b>	<b>Culligan Water Systems</b>	<b>147.90</b>	
136090	132924		M&R Bldgs-Operations Bldg		147.90
			Line Amount Total		147.90
<b>98533</b>	<b>11/21/25</b>	<b>V00037</b>	<b>Briggs Equipment</b>	<b>162.66</b>	
136089	132927		M&R TOE-JLG 80 HX Manlift		162.66
			Line Amount Total		162.66
<b>98534</b>	<b>11/21/25</b>	<b>V00038</b>	<b>Killum Pest Control</b>	<b>149.99</b>	
136119	132955		M&R Bldgs-Operations Bldg		149.99
			Line Amount Total		149.99
<b>98535</b>	<b>11/21/25</b>	<b>V00041</b>	<b>Evco Industrial Hardware</b>	<b>724.31</b>	
136108	132968		M&R TOE-Gantry Crane #1		104.08
136108	132968		M&R TOE-Gantry Crane #2		104.08
136108	132968		Discount		-1.04
136108	132968		Discount		-1.04
136109	132969		M&R TOE-Gantry Crane #1		261.73
136109	132969		M&R TOE-Gantry Crane #2		261.73

## Vendor Expenditure

Period: 11/01/25..11/30/25

Port Freeport

Monday, January 12, 2026

Page 17

FREEPORT\OBRIEN

Check No.	Check Date	Vendor No.	Vendor Name	Check Amount	
Invoice No.	PO No.	GL Account Name	Line Description	Line Amount	
136109	132969		Discount	-2.62	
136109	132969		M&R TOE-Gantry Crane #2	-2.61	
			Line Amount Total	724.31	
<b>98536</b>	<b>11/21/25</b>	<b>V00049</b>	<b>Brazos Fasteners, Inc</b>	<b>23.70</b>	
136088	132933		M&R TOE-Gantry Crane #1	11.85	
136088	132933		M&R TOE-Gantry Crane #2	11.85	
			Line Amount Total	23.70	
<b>98537</b>	<b>11/21/25</b>	<b>V00054</b>	<b>Summit Electric Supply</b>	<b>4,131.39</b>	
136049	132905		M&R Leased Facilities-HTS- (Parcel 19 & 25)	891.60	
136053	132909		M&R Leased Facilities-HTS- (Parcel 19 & 25)	891.60	
136054	132910		M&R Leased Facilities-HTS- (Parcel 19 & 25)	930.65	
136098	132925		M&R TOE-Gantry Crane #1	66.21	
136098	132925		M&R TOE-Gantry Crane #2	66.21	
136099	132926		M&R TOE-Gantry Crane #1	93.19	
136099	132926		M&R TOE-Gantry Crane #2	93.19	
136100	132930		M&R TOE-Gantry Crane #1	299.58	
136100	132930		M&R TOE-Gantry Crane #2	299.58	
136101	132935		M&R TOE-Gantry Crane #1	149.79	
136101	132935		M&R TOE-Gantry Crane #2	149.79	
136102	132939		M&R TOE-Gantry Crane #1	100.00	
136102	132939		M&R TOE-Gantry Crane #2	100.00	
			Line Amount Total	4,131.39	
<b>98538</b>	<b>11/21/25</b>	<b>V00080</b>	<b>On Hold Marketing Works</b>	<b>78.00</b>	
136114	132954		Lease Expense	39.00	
136115	132956		Lease Expense	39.00	
			Line Amount Total	78.00	
<b>98539</b>	<b>11/21/25</b>	<b>V00095</b>	<b>Swisher &amp; Swisher</b>	<b>1,750.00</b>	
136106	131593		M&R Other-Mowing, Weed Control Etc	1,750.00	
136106	131593		Herbicide application		
			Line Amount Total	1,750.00	
<b>98540</b>	<b>11/21/25</b>	<b>V00101</b>	<b>Sunstates Security, LLC</b>	<b>103,525.39</b>	
136116	132950		Security Service Fees	31.20	
136120	132964		Security Service Fees	429.00	
136121	132961		Security Service Fees	858.00	
136122	132960		Security Service Fees	71.50	
136138	132966		Security Service Fees	1,067.67	
136139	132965		Security Service Fees	51,883.00	
136140	132963		Security Service Fees	1,080.29	
136141	132962		Security Service Fees	48,104.73	
			Line Amount Total	103,525.39	
<b>98541</b>	<b>11/21/25</b>	<b>V00119</b>	<b>JH Sanchez Holding Company</b>	<b>6,605.00</b>	
136129	129814		Janitorial Services February 2025-January 2026		
136129	129814		M&R Bldgs-Admin Bldg 1100 Cherry St	2,723.00	
136129	129814		M&R Bldgs-Operations Bldg	889.00	
136129	129814		M&R Bldgs-Security Bldg	651.00	
136129	129814		M&R Bldgs-Security Bldg-Customs	880.00	
136129	129814		M&R Bldgs-Buildings VT Berth 7	890.00	
136129	129814		M&R Bldgs-Maintenance Bldg-Maint Shop (WH3)	110.00	
136129	129814		M&R Transit Shed-T.S. 3	91.00	
136129	129814		M&R Bldgs-Gate 4	20.00	
136129	129814		3 Year Contract with 2 one year options-Second Yr		

## Vendor Expenditure

Period: 11/01/25..11/30/25

Port Freeport

Monday, January 12, 2026

Page 18

FREEPORT\OBRIEN

Check No.	Check Date	Vendor No.	Vendor Name	Check Amount	
Invoice No.	PO No.	GL Account Name	Line Description	Line Amount	
136129	129814		M&R Bldgs-Gate 4	351.00	
136129	129814		Board Approval 12/14/2023		
136129	129814		Change Order for \$4,212 Board Approval 01/30/2025		
			Line Amount Total	6,605.00	
<b>98542</b>	<b>11/21/25</b>	<b>V00166</b>	<b>Van Scoyoc Associates</b>	<b>8,500.00</b>	
136135	130475		Consultant Fees - 10/2025	8,500.00	
136135	130475		Expenses incurred - Not to exceed \$2,000.00 over		
136135	130475		the course of the 1-year contract		
			Line Amount Total	8,500.00	
<b>98543</b>	<b>11/21/25</b>	<b>V00178</b>	<b>Waypoint</b>	<b>430.36</b>	
136123	132957		Furniture and Equipment Purchases <\$5,000	430.36	
			Line Amount Total	430.36	
<b>98544</b>	<b>11/21/25</b>	<b>V00185</b>	<b>BMP Rackmount Solutions, LLC</b>	<b>503.00</b>	
136112	132943		Badge Supplies	503.00	
			Line Amount Total	503.00	
<b>98545</b>	<b>11/21/25</b>	<b>V00187</b>	<b>Brazoria County Septic Service</b>	<b>1,062.00</b>	
136103	132932		M&R Docks-Dock Berth 3	1,062.00	
			Line Amount Total	1,062.00	
<b>98546</b>	<b>11/21/25</b>	<b>V00193</b>	<b>Grainger</b>	<b>759.77</b>	
136091	132934		M&R TOE-Gantry Crane #1	58.57	
136091	132934		M&R TOE-Gantry Crane #2	58.57	
136092	132936		M&R TOE-Gantry Crane #1	78.82	
136092	132936		M&R TOE-Gantry Crane #2	78.81	
136093	132937		M&R TOE-Gantry Crane #1	111.46	
136093	132937		M&R TOE-Gantry Crane #2	111.46	
136094	132938		M&R TOE-Gantry Crane #1	131.04	
136094	132938		M&R TOE-Gantry Crane #2	131.04	
			Line Amount Total	759.77	
<b>98547</b>	<b>11/21/25</b>	<b>V00201</b>	<b>CDW Government</b>	<b>667.84</b>	
136118	132959		Furniture and Equipment Purchases <\$5,000	667.84	
			Line Amount Total	667.84	
<b>98548</b>	<b>11/21/25</b>	<b>V00228</b>	<b>Department of Information Resources</b>	<b>325.84</b>	
136113	132941		Telephone	54.87	
136113	132941		Telephone	27.44	
136113	132941		Telephone	144.05	
136113	132941		Telephone	6.84	
136113	132941		Telephone	20.63	
136113	132941		Telephone	13.72	
136113	132941		Telephone	10.26	
136113	132941		Telephone	20.59	
136113	132941		Telephone	27.44	
			Line Amount Total	325.84	
<b>98549</b>	<b>11/21/25</b>	<b>V00258</b>	<b>HubSpot, Inc.</b>	<b>4,350.00</b>	
136128	132942		Contract Services	4,350.00	
			Line Amount Total	4,350.00	
<b>98550</b>	<b>11/21/25</b>	<b>V00268</b>	<b>Martec International</b>	<b>126.00</b>	
136095	132928		M&R TOE-Gantry Crane #3	63.00	
136095	132928		M&R TOE-Gantry Crane #4	63.00	
			Line Amount Total	126.00	



**Vendor Expenditure**

Period: 11/01/25..11/30/25

Port Freeport

Monday, January 12, 2026

Page 19

FREEPORT\OBRIEN

Check No.	Check Date	Vendor No.	Vendor Name	Check Amount	
Invoice No.	PO No.	GL Account Name	Line Description		Line Amount
<b>98551</b>	<b>11/21/25</b>	<b>V00330</b>	<b>Southern Tire Mart</b>	<b>824.26</b>	
136097	132931		M&R TOE-Hyster Forklift 440		824.26
			Line Amount Total		824.26
<b>98552</b>	<b>11/21/25</b>	<b>V00389</b>	<b>Austin Seth</b>	<b>189.12</b>	
136111	132958		Technical Training		96.04
136111	132958		Sales/Promotion Travel		93.08
			Line Amount Total		189.12
<b>98553</b>	<b>11/21/25</b>	<b>V00517</b>	<b>Covenant K9 Detection Services</b>	<b>8,250.00</b>	
135994	132480		Security Service Fees		8,250.00
135994	132480		Hourly Rate for K9 Detection Services for 360 Hrs		
			Line Amount Total		8,250.00
<b>98554</b>	<b>11/21/25</b>	<b>V00574</b>	<b>Dan Croft</b>	<b>1,536.75</b>	
136127	132971		Technical Training		1,536.75
			Line Amount Total		1,536.75
<b>98555</b>	<b>11/21/25</b>	<b>V00653</b>	<b>Paul Bridges &amp; Associates, LLC</b>	<b>48,250.97</b>	
136067	124451		Construction in Progress-cranes		48,250.97
136067	124451		Change Order Board Approved 02/22/2024		
			Line Amount Total		48,250.97
<b>98556</b>	<b>11/21/25</b>	<b>V00668</b>	<b>DARE Capital Partners, LLC</b>	<b>2,151.30</b>	
136104	130156		M&R TOE-Gantry Crane		345.94
136104	130156		M&R TOE-Gantry Crane		345.96
136104	130156		Painters to chip, scrape and paint Cranes		
136104	130156		\$20.29 per hour		
136104	130156		\$20.00 / hour plus 1.47% Mark Up		
136104	130156		Not to exceed \$10,000.00		
136105	132929		M&R TOE-Gantry Crane #1		222.05
136105	132929		M&R TOE-Gantry Crane #2		222.05
136105	132929		M&R Other-Mowing, Weed Control Etc		1,015.30
			Line Amount Total		2,151.30
<b>98557</b>	<b>11/21/25</b>	<b>V00809</b>	<b>Thomson Reuters - West</b>	<b>235.00</b>	
136134	132788		Subscriptions - Oct		235.00
136134	132788		Subscriptions- new rate FY 2026		
136134	132788		CLEAR Govt Investigations Advanced		
136134	132788		CLEAR Criminal Justice Arrest Gateway Pro		
136134	132788		ENCLR Pro Alert Premium Band		
			Line Amount Total		235.00
<b>98558</b>	<b>11/21/25</b>	<b>V00837</b>	<b>All Traffic Solutions Inc.</b>	<b>1,500.00</b>	
136125	132786		Contract Services		1,500.00
136125	132786		Traffic Suite Software (12 mo) for Equipment		
136125	132786		Management, Reporting, Alerts, Mapping, and		
136125	132786		Premier Care		
136125	132786		Dec 2025-Nov 2026		
			Line Amount Total		1,500.00
<b>98559</b>	<b>11/21/25</b>	<b>V00850</b>	<b>Kendra L Conkle</b>	<b>625.00</b>	
136107	132972		Community Advertising		625.00
			Line Amount Total		625.00

## Vendor Expenditure

Period: 11/01/25..11/30/25

Port Freeport

Monday, January 12, 2026

Page 20

FREEPORT\OBRIEN

Check No.	Check Date	Vendor No.	Vendor Name	Check Amount	
Invoice No.	PO No.	GL Account Name	Line Description	Line Amount	
98560	11/21/25	V00880	Christine Lewis	3,779.49	
136126	132970		Community Events		3,779.49
			Line Amount Total		3,779.49
98561	11/21/25	V00909	Randle Law Office Ltd.	6,850.00	
136132	132952		Legal Fees		4,000.00
136133	132953		Legal Fees		2,850.00
			Line Amount Total		6,850.00
98562	11/21/25	V00973	ImageNet Consulting LLC	222.43	
136071	132919		Maint & Repair - Office Equipment		222.43
			Line Amount Total		222.43
98563	11/21/25	V01010	Imperial Bag & Paper Co LLC dba Imperial Dade	32.44	
136070	132920		Office Supplies		32.44
			Line Amount Total		32.44
98564	11/21/25	V01046	K&L Gates LLP	3,101.30	
136130	132951		Legal Fees		3,101.30
			Line Amount Total		3,101.30
98565	11/21/25	V01102	Multiview, Inc.	6,250.00	
136137	132886		Industry Advertising		6,250.00
136137	132886		IFPA News Brief-Ad Zone 5 Run Dates 5/7/26-7/30/26		
			Line Amount Total		6,250.00
98566	11/21/25	V01105	MetLife	4,369.82	
136131	132947		Group Dental Insurance		339.17
136131	132947		Group Vision Insurance		66.76
136131	132947		Group Life Insurance		356.46
136131	132947		Group Dental Insurance		234.08
136131	132947		Group Vision Insurance		45.51
136131	132947		Group Life Insurance		139.62
136131	132947		Group Dental Insurance		876.70
136131	132947		Group Vision Insurance		161.20
136131	132947		Group Life Insurance		398.19
136131	132947		Group Dental Insurance		14.31
136131	132947		Group Vision Insurance		3.03
136131	132947		Group Life Insurance		14.04
136131	132947		Group Dental Insurance		200.33
136131	132947		Group Vision Insurance		38.55
136131	132947		Group Life Insurance		154.05
136131	132947		Group Dental Insurance		142.66
136131	132947		Group Vision Insurance		26.47
136131	132947		Group Life Insurance		91.65
136131	132947		Group Dental Insurance		63.14
136131	132947		Group Vision Insurance		12.08
136131	132947		Group Life Insurance		33.54
136131	132947		Group Dental Insurance		207.72
136131	132947		Group Vision Insurance		39.49
136131	132947		Group Life Insurance		120.90
136131	132947		Group Dental Insurance		169.00
136131	132947		Group Vision Insurance		32.10
136131	132947		Group Life Insurance		77.22
136131	132947		Group Dental Insurance		151.96

**Vendor Expenditure**

Period: 11/01/25..11/30/25

Port Freeport

Monday, January 12, 2026

Page 21

FREEPORT\OBRIEN

Check No.	Check Date	Vendor No.	Vendor Name	Check Amount	
Invoice No.	PO No.	GL Account Name	Line Description		Line Amount
136131	132947		Group Vision Insurance		31.20
136131	132947		Group Life Insurance		128.69
			Line Amount Total		4,369.82
<b>98567</b>	<b>11/21/25</b>	<b>V01175</b>	<b>Alsco Uniforms</b>	<b>183.04</b>	
136136	132657		Other Receivables		
136136	132657		Maint and Operations Supplies		96.73
136136	132657		M&R Bldgs-Operations Bldg		86.31
136136	132657		M&R Bldgs-Admin Bldg 1100 Cherry St		
136136	132657		M&R Bldgs-Security Bldg		
136136	132657		Maint and Operations Supplies		
			Line Amount Total		183.04
<b>98568</b>	<b>11/21/25</b>	<b>V01181</b>	<b>Non-Destructive Inspection Corp</b>	<b>322.45</b>	
136110	132967		M&R TOE-Gantry Crane #1		161.23
136110	132967		M&R TOE-Gantry Crane #2		161.22
			Line Amount Total		322.45
<b>98569</b>	<b>11/21/25</b>	<b>V01182</b>	<b>GiGi's Cupcakes</b>	<b>1,130.00</b>	
136117	132945		Community Events - 400 Sugar Cookies with Layer of		1,130.00
136117	132945		Butter Cream Icing and Centennial Logo on Top		
			Line Amount Total		1,130.00
			<b>Texas Gulf Bank Accounts Payable</b>	<b>3,073,652.35</b>	



# PORT FREEPORT<sup>SM</sup>

1100 CHERRY ST., FREEPORT, TX 77541  
(979) 233-2667 1 (800) 362-5743 FAX: (979) 373-0023

## Interim Financial Report

(unaudited)

For the Period ending:

December 31, 2025

PORT COMMISSION

ROB GIESECKE, CHAIRMAN; RUDY SANTOS, VICE CHAIRMAN; KIM KINCANNON, SECRETARY; DAN CROFT, ASST. SECRETARY;

BARBARA FRATILA, COMMISSIONER; RAVI K. SINGHANIA, COMMISSIONER; PHYLLIS SAATHOFF, EXECUTIVE DIRECTOR/CEO



# CONTENTS

## Page No

### **Section I – Financial Report**

Management Narrative	1
Balance Sheet	6
Statement of Revenues, Expenses and Changes in Fund Net Assets	7
Statement of Cash Flows	8
Notes to Financial Statements	9

### **Section II – Management Reports**

Operating Expenses by Department	10
Velasco Terminal Statement of Revenues and Expenses	12
Port Improvement Projects Summary	13
Check Register Report	15

## Management Narrative

For the first quarter of fiscal year 2026, the Port remained on a sound financial foundation with operating revenues at planned levels. Further, operating expenses were below planned levels by a factor of 16%. These factors combined have contributed to producing an operating profit of \$7,929,587, and an operating margin of 53%, which is above planned performance levels by 22% or \$1,432,069 and is \$400,389 or 2% above the prior year's results.

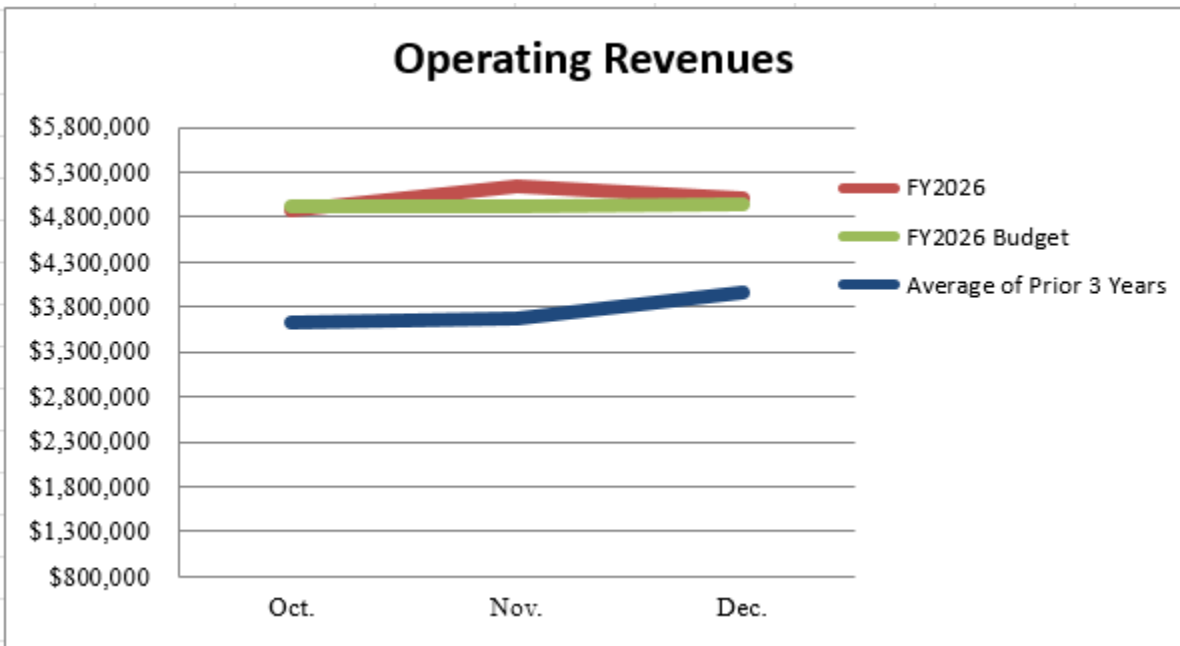
The Port's overall position remains strong as evidenced in a current ratio (unrestricted) of 7.204 to 1, which reflects a strong position of liquidity, and a debt ratio of 109.7%, which is supported by our strong credit rating. The following table provides additional summary level information.

	Year to Date		Variance	% Var
	Actuals	Budget	Favorable (Unfavorable)	
<b>Statement of Revenues, Expenses and Changes in Net Assets</b>				
Operating revenues	\$ 15,009,632	\$ 14,975,218	\$ 34,414	0%
Operating expense	<u>7,080,046</u>	<u>8,477,700</u>	1,397,654	16%
Operating income (loss)	<u>7,929,587</u>	<u>6,497,518</u>	1,432,069	22%
Operating margin	52.8%	43.4%		
Net non operating revenues (expense)	(1,781,996)	(1,826,274)	44,278	-2%
Capital contributions	3,218,202	2,605,204	612,998	24%
Net extraordinary revenue (expense)	<u>(22,420)</u>	<u>-</u>	(22,420)	0%
Change in net assets	<u>\$ 9,343,372</u>	<u>\$ 7,276,448</u>	\$ 2,066,925	
<b>Balance Sheet</b>				
Cash and cash equivalents	\$ 71,695,703	Current ratio (unrestricted) (Exclusive of GASB 87)		
Lease receivable	180,260,753			
Current unrestricted assets (less lease receivable)	41,827,857	7.204 to 1		
Total assets	806,831,124	Debt to Net Assets Ratio		
Current unrestricted liabilities	5,806,168			
Total liabilities	340,162,668	109.7%		
Deferred inflow of resources	164,224,887			
Total Net Assets	\$ 302,443,569			

The balance of this narrative provides detailed explanations and supplementary information for the variances when comparing budget to actual for the first month of fiscal year 2026 ending December 31, 2025.

## OPERATING REVENUES

**Total operating revenues** for the period ending December 31, 2025, are \$15,009,632. This is \$34,414 above planned levels. The following provide more specific explanations for variances in revenue:



**Wharfage** revenue stands at \$5,483,520 which is 2% above the budget of \$5,360,487. The following is a brief analysis of wharfage results by cargo category:

	3 Months Budget	Year To Date	Over (Under)	% Over (Under)
Agriculture Products	\$ 263,595	\$ 92,477	\$ (171,118)	-65%
Bulk Aggregate	-	206,500	\$ 206,500	
Containerized Cargo	802,886	694,662	\$ (108,224)	-13%
General Cargo	3,566,125	3,933,725	\$ 367,600	10%
Project Cargo	83,750	517	\$ (83,233)	0%
Ro-Ro Cargo	644,134	555,639	\$ (88,495)	-14%
Total	\$ 5,360,491	\$ 5,483,520	\$ 123,031	2%

**Dockage** revenue stands at \$2,812,827 which is \$105,462 or 4% below budgeted levels. Year-to-date ship calls are 162 compared to a budget of 181.

**Equipment use fees** stand at \$626,289 which is under budget \$121,468 or 3%.

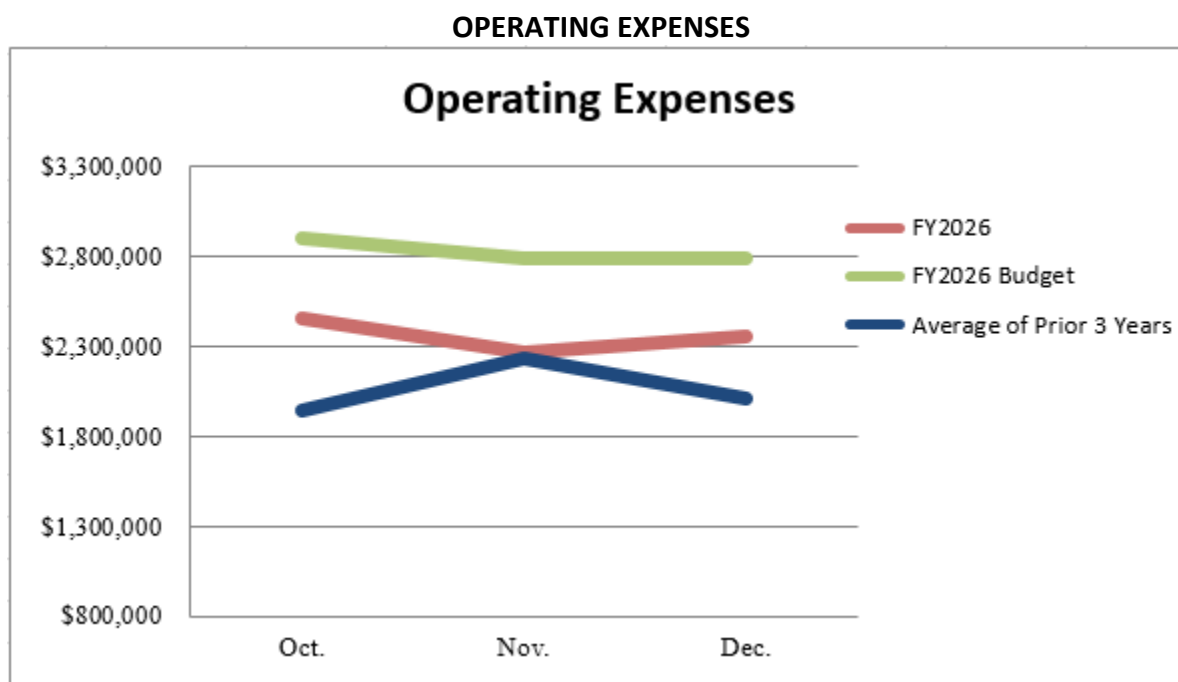
**Security fees** stand at \$1,162,615 which is \$199,738 or 21% above budget.

**Facility use fees** are \$742,774. This is over budget by \$169,138 or 29%.

**Other customer service fees** (Port service charges, incidental services, customer re-bills, water, etc.) are \$503,187 which is \$53,581 or 10% below budgeted levels.

**Ground leases** stand at \$3,449,535, which is \$102,903 or 3% below budget.

**Other leases** are at \$227,755 which is \$9,538 or 4% above budgeted level.



**Total operating expenses** are \$7,080,046, which is under budget \$1,397,654 or 16% for the three months ending December 31, 2025. The following are more specific explanations for variances in operating expenses:

**Port salaries/wages and benefits** are \$1,268,387. This is \$471,784 or 27% less than the budget. This is due to delays in filling open positions.

**Professional services** are \$774,222 which is under budget 30% or \$334,007.

**Training, travel & promotional** expenses are \$241,738 which is below budget \$50,217 or 17%. The following is a brief explanation of some of the sub-categories within this line item:



- Commercial advertising is \$89,188, which is below budgeted levels by \$85,736 or 49%.
- Sales/promotional travel costs are \$12,385, which is below the budgeted level by \$8,960.
- Governmental relations costs are \$1,665 which is below budget by \$3,806 or 70% due to timing of government related travel.
- Community events are \$106,941 which is above budgeted levels \$69,167 or 183%. This is due to the timing of events such as the Centennial Celebration.
- Technical training is \$14,752 which is \$21,604 or 59% under budget due to timing or postponement of training and onboarding personnel.

**Supplies** are \$50,078 which is below the budget by \$6,236 or 11%.

**Utilities** are \$481,067, which is \$159,569 or 50% above budget. This is due to the timing of pass through invoices being issued to customers.

**Business insurance** is \$624,628 which is \$111,012 or 15% below budgeted levels.

**Other services and charges** at \$162,351 are \$30,921 or 16% below budget.

**Maintenance and repair** expenses at \$361,695 are \$37,220 or 11% above budget. Following is a brief explanation of some of the repairs by facility/equipment type:

- Planned maintenance of the drives on cranes 1 and 2, \$98,680.

**Depreciation** expense at \$3,115,880 is \$590,266 or 16% below budget.

**Operating income** is \$7,929,587 compared to the December 2025 budget of \$6,497,518. Twenty-two percent above budget.

## **NON-OPERATING REVENUES (EXPENSES)**

**Ad Valorem tax collections** are budgeted at zero for FY2025 due to the resolution taking the debt service tax rate to zero. The expenses budgeted here are appraisal district, assessor, and collector fees. For the period through December 31, 2025, the net revenue of ad valorem taxes collected was \$14,293.

**Investment income** is \$1,189,041, which is above budget by 8% due to changes in fair market values, funds invested in capital projects, and interest rates.

**Debt interest and fees** are \$2,969,480 which is \$38,102 or 1% above budgeted levels.

**Capital Contributions to Others** There are no planned capital contributions to other in the fiscal year 2026 budget. \$15,850 has been spent through year to date on Berth 3 floodwall modifications.

**Grant Revenue** budgeted for the Fiscal Year 2025 is \$1,736,801. The grant revenue is funded on a reimbursement basis, so the capital contributions are recorded when the expenditures for each project are reported quarterly. \$3,218,202 has been received from partners such as FEMA and TxDot.

**Extraordinary Item** is emergency recovery efforts from the July 2024 Hurricane Beryl damages. Repair efforts are complete. Total expense in fiscal year 2025 are \$4,385,365 including repairs to the cranes and port buildings. Fiscal year 2026 expenses are \$22,420 for the period ending December 31, 2025. FEMA has committed to reimburse an additional \$2,307,116.

**PORT FREEPORT  
BALANCE SHEET**

	<u>12/31/2025</u>	<u>9/30/2025</u>
<b>ASSETS</b>		
<b>CURRENT ASSETS:</b>		
CASH AND CASH EQUIVALENTS	\$ 30,623,329	\$ 29,134,908
INVESTMENTS		
RECEIVABLES (net of allowance for uncollectibles):		
TRADE ACCOUNTS	7,771,733	6,665,489
PROPERTY TAXES	19,932	20,905
LEASE RECEIVABLE	180,260,753	180,260,753
OTHER	(112,298)	(235,929)
OTHER GOVERNMENTS	890,521	880,287
ACCRUED INTEREST	0	0
PREPAIDS	940,675	959,055
INVENTORY	1,693,965	1,693,965
<b>TOTAL UNRESTRICTED CURRENT ASSETS</b>	<b>\$ 222,088,610</b>	<b>\$ 219,379,433</b>
<b>RESTRICTED ASSETS:</b>		
CASH AND CASH EQUIVALENTS	41,072,374	50,161,240
INVESTMENTS	45,039,976	44,447,016
RECEIVABLES (net of allowance for uncollectibles):		
PROPERTY TAXES	30,956	32,542
OTHER	-	(1,783)
ACCRUED INTEREST	73,261	59,101
BOND DISCOUNTS AND ISSUANCE COSTS	3,116	3,116
<b>TOTAL RESTRICTED ASSETS</b>	<b>86,219,682</b>	<b>94,701,232</b>
<b>TOTAL CURRENT ASSETS</b>	<b>308,308,292</b>	<b>314,080,666</b>
<b>PROPERTY, PLANT, AND EQUIPMENT:</b>		
PROPERTY, PORT, AND FACILITIES	632,366,463	619,832,717
LESS ACCUMULATED DEPRECIATION	(133,843,632)	(130,727,752)
PROPERTY, PLANT, AND EQUIPMENT NET	498,522,831	489,104,965
<b>TOTAL ASSETS</b>	<b>\$ 806,831,124</b>	<b>\$ 803,185,631</b>
<b>LIABILITIES</b>		
<b>CURRENT LIABILITIES:</b>		
ACCOUNTS PAYABLE	\$ 3,349,539	\$ 5,465,838
EQUIPMENT LEASE PAYABLE	-	-
ACCRUED COMPENSATED ABSENCES	0	144,548
UNEARNED LEASE INCOME	2,456,628	4,763,160
<b>TOTAL CURRENT LIABILITIES</b>	<b>\$ 5,806,168</b>	<b>\$ 10,373,546</b>
<b>LIABILITIES PAYABLE FROM RESTRICTED ASSETS:</b>		
ACCRUED BOND INTEREST PAYABLE	2,577,099	3,491,349
BONDS PAYABLE	7,590,000	7,590,000
<b>TOTAL CURRENT LIABILITIES FROM RESTRICTED ASSETS</b>	<b>10,167,099</b>	<b>11,081,349</b>
<b>NON-CURRENT LIABILITIES</b>		
BONDS PAYABLE	303,775,000	303,775,000
BOND PREMIUMS	20,414,402	20,630,652
<b>TOTAL NON-CURRENT LIABILITIES</b>	<b>324,189,402</b>	<b>324,405,652</b>
<b>TOTAL LIABILITIES</b>	<b>\$ 340,162,668</b>	<b>\$ 345,860,548</b>
<b>DEFERRED INFLOW OF RESOURCES</b>		
DEFERRED INFLOW OF RESOURCES	164,224,887	164,224,887
<b>TOTAL DEFERRED INFLOW OF RESOURCES</b>	<b>\$ 164,224,887</b>	<b>\$ 164,224,887</b>
<b>NET ASSETS</b>		
NET INVESTMENT IN CAPITAL ASSETS	\$ 296,653,972	\$ 295,802,273
RESTRICTED-DEBT SERVICE	19,254,651	16,746,235
RESTRICTED-CAPITAL PROJECTS (Corps)	12,216	12,242
RESTRICTED CONTRIBUTED TO OTHERS	48,157,431	47,707,974
RESERVE FOR CAPITAL IMPROVEMENTS	13,393,934	13,272,355
UNRESTRICTED DEBT CONTRIBUTED TO OTHERS	(127,163,871)	(127,218,419)
UNRESTRICTED	52,135,234	46,777,536
<b>TOTAL NET ASSETS</b>	<b>\$ 302,443,568</b>	<b>\$ 293,100,196</b>

**PORT FREEPORT**  
**STATEMENT OF REVENUES, EXPENSES, AND CHANGES IN FUND NET ASSETS**  
**December 31, 2025**

	YEAR TO DATE	PRIOR YEAR TO DATE	% OVER (UNDER)	3 MONTHS BUDGET	OVER (UNDER)	% OVER (UNDER)	TOTAL 2025/2026 BUDGET
<b>OPERATING REVENUES:</b>							
Wharfage	\$ 5,483,520	\$ 5,217,157	5%	\$ 5,360,487	\$ 123,033	2%	\$ 21,441,953
Dockage & deep water berth	2,812,827	2,734,785	3%	2,918,289	(105,462)	-4%	11,673,160
Equipment & pallet use fees	626,289	635,142	-1%	647,757	(21,468)	-3%	2,591,025
Facility use fees	742,774	618,321	20%	573,636	169,138	29%	2,294,545
Security Fees	1,162,615	1,073,142	8%	962,877	199,738	21%	3,851,515
Other Customer Service Fees	503,187	497,075	1%	556,768	(53,581)	-10%	2,182,675
Ground leases	3,449,535	3,468,396	-1%	3,552,438	(102,903)	-3%	14,209,747
Other leases	227,755	231,629	-2%	218,217	9,538	4%	881,373
GASB 87 Lease recognition		-	0%	-	-	0%	-
Other revenue	1,130	8,428	-87%	184,749	(183,619)	-99%	739,000
Business interruption Claim		-	0%	-	-	0%	-
<b>Total Operating Revenues</b>	<b>15,009,632</b>	<b>14,484,075</b>	<b>4%</b>	<b>14,975,218</b>	<b>34,414</b>	<b>0%</b>	<b>59,864,993</b>
<b>OPERATING EXPENSES:</b>							
Port salaries/wages	968,338	928,793	4%	1,351,949	(383,611)	-28%	5,287,826
Port employee benefits	300,049	274,697	9%	388,222	(88,173)	-23%	1,791,996
Professional services	774,222	959,304	-19%	1,108,229	(334,007)	-30%	4,446,506
Training, travel, and promotional	241,738	235,683	3%	291,955	(50,217)	-17%	973,992
Supplies	50,078	54,346	-8%	56,314	(6,236)	-11%	235,400
Utilities	481,067	254,432	89%	321,498	159,569	50%	1,286,013
Business Insurance	624,628	701,505	-11%	735,640	(111,012)	-15%	2,942,554
Other services & charges	162,351	93,707	73%	193,272	(30,921)	-16%	799,432
Maintenance & repair	361,695	408,123	-11%	324,475	37,220	11%	1,388,618
Depreciation	3,115,880	3,044,287	2%	3,706,146	(590,266)	-16%	14,824,585
<b>Total Operating Expenses</b>	<b>7,080,046</b>	<b>6,954,877</b>	<b>2%</b>	<b>8,477,700</b>	<b>(1,397,654)</b>	<b>-16%</b>	<b>33,976,922</b>
<b>OPERATING INCOME (LOSS)</b>	<b>7,929,587</b>	<b>7,529,198</b>	<b>5%</b>	<b>6,497,518</b>	<b>1,432,069</b>	<b>22%</b>	<b>25,888,071</b>
	53%	52%		43%			43%
<b>NON-OPERATING REVENUES (EXPENSES)</b>							
Ad Valorem tax collections	14,293	(16,608)	-186%	-	14,293		-
Investment Income	1,189,041	1,466,795	-19%	1,105,104	83,937	8%	4,420,422
Gain (loss) on sale of assets	-	-	0%	-	-	0%	-
Debt interest and fees	(2,969,480)	(3,052,766)	-3%	(2,931,378)	38,102	1%	(11,726,609)
<b>CAPITAL CONTRIBUTIONS (TO) FROM OTHERS:</b>							
Freeport Harbor Improvement Project		-	0%	-	-		-
Berth 2 Floodwall Modifications	(15,850)		0%	-	-		-
Contributed Capital-Other			0%		0	0%	-
<b>OTHER:</b>							
Dredge material placement fees		-	0%	-	-	0%	-
<b>Total Non-Operating Revenue (Expenses)</b>	<b>(1,781,996)</b>	<b>(1,602,578)</b>	<b>11%</b>	<b>(1,826,274)</b>	<b>44,278</b>	<b>-2%</b>	<b>(7,306,187)</b>
<b>INCOME (LOSS) BEFORE CONTRIBUTIONS AND EXTRAORDINARY EXPENSE</b>	<b>6,147,591</b>	<b>5,926,620</b>	<b>4%</b>	<b>4,671,244</b>	<b>1,476,347</b>	<b>32%</b>	<b>18,581,884</b>
<b>CAPITAL CONTRIBUTIONS:</b>							
<b>Grants:</b>							
Grants Port-Freeport	3,218,202	-	0%	2,605,204	612,998	24%	10,420,831
<b>Total Capital Contributions-Grants</b>	<b>3,218,202</b>	<b>-</b>	<b>0%</b>	<b>2,605,204</b>	<b>612,998</b>	<b>24%</b>	<b>10,420,831</b>
<b>EXTRAORDINARY ITEM</b>							
Emergency Recovery Efforts - Hurricane	(22,420)	(206,739)	-89%	-	(22,420)	0%	-
<b>Net Extraordinary Income (Expense)</b>	<b>(22,420)</b>	<b>(206,739)</b>	<b>-89%</b>	<b>-</b>	<b>(22,420)</b>	<b>0%</b>	<b>-</b>
<b>CHANGE IN NET POSITION</b>	<b>\$ 9,343,372</b>	<b>\$ 5,719,881</b>	<b>63%</b>	<b>\$ 7,276,448</b>	<b>\$ 2,066,924</b>	<b>28%</b>	<b>\$ 29,002,715</b>



# STATEMENT OF CASH FLOWS

December 31, 2025

	YEAR TO DATE	PRIOR YEAR TO DATE
<b>Cash Flows from Operating Activities:</b>		
Operating Income (Loss)	\$ 7,929,586	\$ 7,491,206
Adjustments to Reconcile Operating Income (Loss) to Net Cash Flows from Operating Activities:		
Depreciation	3,115,880	3,044,287
Dredge Material Placement Fees	(15,850)	-
Change in Assets and Liabilities:		
Trade receivables	(1,106,244)	(289,361)
Other receivables	(123,631)	111,289
Lease Receivable	-	-
Deferred inflow of resources	-	-
Inventories	-	(568)
Prepaid and Other	16,597	582,651
Accounts payable	(2,116,299)	(757,196)
Deferred lease income	(2,306,532)	(2,277,676)
Accrued compensated absences	(144,548)	(146,828)
<b>Total Cash Provided from (Used for) Operating Activities</b>	<b><u>5,248,959</u></b>	<b><u>7,757,804</u></b>
<b>Cash Flows from Non-capital Financing Activities:</b>		
Property tax receipts	16,852	7,506
Property tax collection expense	-	-
Emergency Recovery Efforts - Disaster Related	(22,420)	(206,739)
<b>Total Cash Provided from (Used for) Non-capital Financing Activities</b>	<b><u>(5,568)</u></b>	<b><u>(199,233)</u></b>
<b>Cash Flows from Capital Financing Activities:</b>		
Principal payments under debt obligations	-	-
Interest and fees paid under debt obligations	(4,099,980)	(4,216,993)
Proceeds from sale of long-term debt obligations	-	-
Land, capital improvement, and equipment purchases	(12,533,747)	(8,730,130)
Other capital acquisition (costs) or recoveries, extraordinary	-	-
Capital contributions	-	-
Grants received	3,207,968	896,141
Proceeds from sale/disposal of capital assets	-	-
<b>Total Cash Provided from (Used for) Capital Financing Activities</b>	<b><u>(13,425,759)</u></b>	<b><u>(12,050,982)</u></b>
<b>Cash Flows from Investing Activities:</b>		
Investment earnings	1,174,881	1,270,341
Change in FMV of marketable investment securities	-	-
<b>Total Cash Provided from (Used for) Investing Activities</b>	<b><u>1,174,881</u></b>	<b><u>1,270,341</u></b>
<b>Net Increase(Decrease) in Cash and Cash Equivalents</b>	<b><u>(7,007,487)</u></b>	<b><u>(3,222,071)</u></b>
<b>Cash and Cash Equivalents at Beginning of Period</b>	<b><u>123,743,164</u></b>	<b><u>133,026,835</u></b>
<b>Cash and Cash Equivalents at End of Period</b>	<b><u>\$ 116,735,679</u></b>	<b><u>\$ 129,804,765</u></b>

## NOTES TO FINANCIAL STATEMENTS

### **Note 1 - Accounts Receivable Aging**

0 - 30 days	\$ 7,430,466.39	95%
31 - 60 days	374,031	5%
61 - 90 days	-	0%
Over 90 days	\$ 7,184	0%
Allowance for uncollectibles	(39,949)	-1%
<b>Net Trade A/R</b>	<b>\$ 7,771,733</b>	

### **Note 2 - Accounts Payable Information**

Retainage Withheld	\$ 1,440,789
Corps of Engineers*	620,518
Employee Payroll Related	181,102
Accounts Payable	1,107,130
<b>Total A/P</b>	<b>\$ 3,349,540</b>

45' Project - \$620,518

### **Note 3 - Debt Service Information**

	Original Amount of Issue	Principal Paid	Issue Outstanding
General Obligation Bonds, Series 2019	\$ 31,795,000	\$ 1,875,000	\$ 29,210,000
General Obligation Bonds, Series 2021	37,135,000	-	37,135,000
General Obligation Bonds, Series 2023	55,800,000	-	55,420,000
Senior Lien Revenue Refunding Bonds, Series 2013A	33,065,000	22,740,000	7,860,000
Senior Lien Revenue and Refunding Bonds, Series 2015A	39,635,000	7,260,000	31,430,000
Senior Lien Revenue Refunding Bonds, Series 2018	32,865,000	3,440,000	28,745,000
Senior Lien Revenue Bonds, Series 2019A	45,200,000	4,205,000	40,095,000
Senior Lien Revenue Bonds, Series 2019B	29,480,000	2,905,000	25,930,000
Senior Lien Revenue Bonds, Series 2021	29,885,000	-	29,885,000
Senior Lien Revenue Bonds, Series 2024	25,655,000	-	25,655,000
2014 Equipment Lease Payable	14,100,000	14,100,000	-
<b>Total Bonds</b>	<b>\$ 374,615,000</b>	<b>\$ 56,525,000</b>	<b>\$ 311,365,000</b>

Less Current Portion of Long-Term Debt Payable	\$ 7,590,000
Long-term Debt Payable	\$ 303,775,000

### **Note 4 - Net Asset Information**

A Special Reserve for Capital Improvements was created on Oct 22, 2015. A commitment was made to fund this reserve with an amount equal to the total maintenance and operations portion of the Port's tax rate.

Fiscal Year 2016 Amount Funded	\$ 3,423,398
Fiscal Year 2017 Amount Funded	\$ 3,570,000
Fiscal Year 2018 Amount Funded	\$ 3,887,346
Fiscal Year 2019 Amount Funded	\$ 4,269,552
Fiscal Year 2020 Amount Funded	\$ 4,120,672
Fiscal Year 2021 Amount Funded	\$ 3,981,963
Fiscal Year 2022 Amount Funded	\$ 3,627,381
Fiscal Year 2023 Amount Funded	\$ 3,351,718
Fiscal Year 2025 Withdrawn	\$ (6,136,324)

**PORT FREEPORT**  
**OPERATING EXPENSES BY DEPARTMENT**  
**December 31, 2025**

	YEAR TO-DATE	PRIOR YEAR TO-DATE	PRIOR YEAR % OVER (UNDER)	3 MONTHS BUDGET	OVER (UNDER)	BUDGET % OVER (UNDER)	TOTAL 2025/2026 BUDGET
<b>COMMISSIONERS</b>							
<b>OPERATING EXPENSES:</b>							
Port salaries/wages	\$ 14,400	\$ 14,400	0%	\$ 14,400	-	0%	\$ 57,600
Port employee benefits	1,353	1,381	-2%	1,115	238	21%	4,974
Professional services	-	-	0%	-	-	0%	-
Training, travel & promotional	15,111	21,766	-31%	23,879	(8,768)	-37%	83,211
Supplies	51	32	59%	150	(99)	-66%	600
Utilities	2,615	2,275	15%	2,222	393	18%	8,900
<b>Total Operating Expenses</b>	<b>\$ 33,530</b>	<b>\$ 39,854</b>	<b>-16%</b>	<b>\$ 41,766</b>	<b>(8,236)</b>	<b>-20%</b>	<b>\$ 155,285</b>

**ADMINISTRATION & FOREIGN TRADE ZONE**

<b>OPERATING EXPENSES:</b>							
Port salaries/wages	\$ 321,383	\$ 306,192	5%	\$ 470,342	(148,959)	-32%	\$ 1,761,351
Port employee benefits	91,568	80,560	14%	117,742	(26,174)	-22%	562,126
Professional services	82,179	87,648	-6%	238,086	(155,907)	-65%	980,933
Training, travel & promotional	122,187	84,325	45%	62,489	59,698	96%	237,274
Supplies	10,516	11,507	-9%	6,200	4,316	70%	27,600
Utilities	19,773	14,933	32%	17,939	1,834	10%	71,740
Business Insurance	624,628	701,505	-11%	735,640	(111,012)	-15%	2,942,554
Other services & charges	112,216	45,383	147%	129,974	(17,758)	-14%	525,385
Maintenance & repair	27,779	28,361	-2%	45,463	(17,684)	-39%	182,350
Depreciation	3,115,880	3,044,287	2%	3,706,146	(590,266)	-16%	14,824,585
<b>Total Operating Expenses</b>	<b>\$ 4,528,109</b>	<b>\$ 4,404,701</b>	<b>3%</b>	<b>\$ 5,530,021</b>	<b>(1,001,912)</b>	<b>-18%</b>	<b>\$ 22,115,898</b>

**ENGINEERING**

<b>OPERATING EXPENSES:</b>							
Port salaries/wages	\$ 80,270	\$ 98,428	-18%	\$ 117,542	(37,272)	-32%	\$ 470,179
Port employee benefits	23,388	33,927	-31%	42,659	(19,271)	-45%	192,697
Professional services	9,396	199,481	-95%	216,599	(207,203)	-96%	866,400
Training, travel & promotional	1,966	2,074	-5%	8,146	(6,180)	-76%	31,915
Supplies	736	761	-3%	1,477	(741)	-50%	5,900
Utilities	1,282	1,432	-10%	1,704	(422)	-25%	6,822
Other services & charges	1,771	1,675	6%	2,461	(690)	-28%	9,850
Maintenance & repair	90	601	-85%	126	(36)	-29%	500
<b>Total Operating Expenses</b>	<b>\$ 118,900</b>	<b>\$ 338,379</b>	<b>-65%</b>	<b>\$ 390,714</b>	<b>(271,814)</b>	<b>-70%</b>	<b>\$ 1,584,263</b>

**OPERATIONS**

<b>OPERATING EXPENSES:</b>							
Port salaries/wages	\$ 426,903	\$ 387,946	10%	\$ 584,478	(157,575)	-27%	\$ 2,337,933
Port employee benefits	137,219	118,392	16%	172,671	(35,452)	-21%	785,403
Professional services	3,316	3,149	5%	5,000	(1,684)	-34%	5,000
Training, travel & promotional	5,720	6,435	-11%	9,322	(3,602)	-39%	32,449
Supplies	27,131	28,594	-5%	28,194	(1,063)	-4%	120,100
Utilities	445,620	225,640	97%	286,652	158,968	55%	1,146,593
Other services & charges	27,365	34,062	-20%	34,377	(7,012)	-20%	146,340
Maintenance & repair	320,120	360,717	-11%	261,377	58,743	22%	1,133,318
<b>Total Operating Expenses</b>	<b>\$ 1,393,394</b>	<b>\$ 1,164,934</b>	<b>20%</b>	<b>\$ 1,382,071</b>	<b>11,323</b>	<b>1%</b>	<b>\$ 5,707,136</b>

**PORT FREEPORT**  
**OPERATING EXPENSES BY DEPARTMENT**  
**December 31, 2025**

	YEAR TO-DATE	PRIOR YEAR TO-DATE	PRIOR YEAR % OVER (UNDER)	3 MONTHS BUDGET	OVER (UNDER)	BUDGET % OVER (UNDER)	TOTAL 2025/2026 BUDGET
<b><u>BUSINESS DEVELOPMENT</u></b>							
<b>OPERATING EXPENSES:</b>							
Port salaries/wages	\$ 81,801	\$ 80,971	1%	\$ 103,583	(21,782)	-21%	\$ 414,344
Port employee benefits	27,554	22,445	23%	31,350	(3,796)	-12%	141,725
Professional services	25,850	100,000	-74%	-	25,850	0%	-
Training, travel & promotional	96,276	120,856	-20%	184,650	(88,374)	-48%	575,868
Supplies	574	466	23%	1,493	(919)	-62%	6,000
Utilities	773	996	-22%	1,386	(613)	-44%	5,562
Other services & charges	5,991	2,495	140%	7,758	(1,767)	-23%	43,032
Maintenance & repair	-	-	0%	-	-	0%	-
<b>Total Operating Expenses</b>	<b>\$ 238,819</b>	<b>\$ 328,228</b>	<b>-27%</b>	<b>\$ 330,220</b>	<b>(91,401)</b>	<b>-28%</b>	<b>\$ 1,186,531</b>

**PROTECTIVE SERVICES**

<b>OPERATING EXPENSES:</b>							
Port salaries/wages	\$ 43,581	\$ 40,856	7%	\$ 61,604	(18,023)	-29%	\$ 246,419
Port employee benefits	18,967	17,993	5%	22,685	(3,718)	-16%	105,071
Professional services	653,480	569,026	15%	648,544	4,936	1%	2,594,173
Training, travel & promotional	477	225	112%	3,469	(2,992)	-86%	13,275
Supplies	11,069	12,987	-15%	18,800	(7,731)	-41%	75,200
Utilities	11,004	9,158	20%	11,595	(591)	-5%	46,396
Other services & charges	15,009	10,092	49%	18,702	(3,693)	-20%	74,825
Maintenance & repair	13,706	18,444	-26%	17,509	(3,803)	-22%	72,450
<b>Total Operating Expenses</b>	<b>\$ 767,293</b>	<b>\$ 678,782</b>	<b>13%</b>	<b>\$ 802,908</b>	<b>(35,615)</b>	<b>-4%</b>	<b>\$ 3,227,809</b>

**CONSOLIDATED - TOTAL**

<b>OPERATING EXPENSES:</b>							
Port salaries/wages	\$ 968,338	928,793	4%	\$ 1,351,949	(383,611)	-28%	\$ 5,287,826
Port employee benefits	300,049	274,698	9%	388,222	(88,173)	-23%	1,791,996
Professional services	774,221	959,304	-19%	1,108,229	(334,008)	-30%	4,446,506
Training, travel & promotional	241,737	235,681	3%	291,955	(50,218)	-17%	973,992
Supplies	50,077	54,347	-8%	56,314	(6,237)	-11%	235,400
Utilities	481,067	254,434	89%	321,498	159,569	50%	1,286,013
Business Insurance	624,628	701,505	-11%	735,640	(111,012)	-15%	2,942,554
Other services & charges	162,352	93,707	73%	193,272	(30,920)	-16%	799,432
Maintenance & repair	361,695	408,123	-11%	324,475	37,220	11%	1,388,618
Depreciation	3,115,880	3,044,287	2%	3,706,146	(590,266)	-16%	14,824,585
<b>Total Operating Expenses</b>	<b>\$ 7,080,046</b>	<b>\$ 6,954,877</b>	<b>2%</b>	<b>\$ 8,477,700</b>	<b>(1,397,654)</b>	<b>-16%</b>	<b>\$ 33,976,922</b>



# **PORT FREEPORT - VELASCO TERMINAL ONLY**

## **STATEMENT OF REVENUES AND EXPENSES**

December 31, 2025

	YEAR TO DATE	PRIOR YEAR TO DATE	% OVER (UNDER)	3 MONTHS BUDGET	OVER (UNDER)	% OVER (UNDER)	TOTAL 2026 BUDGET
<b>OPERATING REVENUES:</b>							
Wharfage	\$ 694,662	\$ 677,832	2%	\$ 536,049	\$ 158,613	30%	\$ 2,144,196
Dockage & deep water berth	229,821	251,508	-9%	291,828	(62,007)	-21%	1,167,316
Equipment & pallet use fees	610,302	558,052	9%	518,205	92,097	18%	2,072,820
Facility use fees	43,480	93,589	-54%	-	43,480	0%	-
Security Fees	111,912	105,311	6%	96,285	15,627	16%	385,148
Other Customer Service Fees	178,756	172,915	3%	265,716	(86,960)	-33%	1,062,867
Ground leases	27,770	116,648	-76%	71,049	(43,279)	-61%	284,196
<b>Total Operating Revenues</b>	<b>1,896,703</b>	<b>1,975,856</b>	<b>-4%</b>	<b>1,779,132</b>	<b>117,571</b>	<b>7%</b>	<b>7,116,543</b>
<b>OPERATING EXPENSES:</b>							
Port salaries/wages	129,270	103,190	25%	120,318	8,952	7%	481,284
Port employee benefits	29,443	22,801	29%	33,972	(4,529)	-13%	162,450
Professional services	-	-	0%	-	-	0%	-
Training, travel, and promotional	-	-	0%	-	-	0%	-
Supplies	602	124	385%	-	-	0%	-
Utilities	56,188	31,121	81%	43,118	13,070	30%	172,457
Business Insurance	108,728	114,377	-5%	147,128	(38,400)	-26%	588,511
Maintenance & repair	194,648	228,786	-15%	151,749	42,899	28%	607,000
Depreciation	1,545,587	1,474,991	5%	1,778,951	(233,364)	-13%	7,115,801
<b>Total Operating Expenses</b>	<b>2,064,466</b>	<b>1,975,389</b>	<b>5%</b>	<b>2,275,236</b>	<b>(210,770)</b>	<b>-9%</b>	<b>9,127,503</b>
<b>OPERATING INCOME (LOSS)</b>	<b>(167,763)</b>	<b>467</b>	<b>36024%</b>	<b>(496,104)</b>	<b>328,341</b>	<b>66%</b>	<b>(2,010,960)</b>
<b>NON-OPERATING REVENUES (EXPENSES)</b>							
Debt interest and fees	(628,471)	(649,998)	-3%	(981,510)	353,039	36%	(3,927,189)
<b>Total Non-Operating Revenue (Expenses)</b>	<b>(628,471)</b>	<b>(649,998)</b>	<b>-3%</b>	<b>(981,510)</b>	<b>353,039</b>	<b>-36%</b>	<b>(3,927,189)</b>
<b>INCOME (LOSS) BEFORE CONTRIBUTIONS AND EXTRAORDINARY EXPENSE</b>	<b>(796,234)</b>	<b>(649,531)</b>	<b>23%</b>	<b>(1,477,614)</b>	<b>681,380</b>	<b>0%</b>	<b>(5,938,149)</b>
<b>CHANGE IN NET POSITION</b>	<b>\$ (796,234)</b>	<b>\$ (649,531)</b>	<b>23%</b>	<b>\$ (1,477,614)</b>	<b>\$ 681,380</b>	<b>-46%</b>	<b>\$ (5,938,149)</b>

**PORT FREEPORT**  
Port Improvement Projects Summary  
December 31, 2025

Project	Contract Award	Change Orders	Total Contract	Current Year Budget	Incurred to Date FY 2025	CIP Prior Years	Incurred to Date Total	Balance to Finish
<b>24/25 Port Network Upgrades</b>	<b>150,000.00</b>	<b>0.00</b>	<b>150,000.00</b>	<b>150,000.00</b>	<b>0.00</b>	<b>18,638.71</b>	<b>18,638.71</b>	<b>131,361.29</b>
EDSA	0.00	0.00	0.00		0.00	0.00	0.00	0.00
Construction	150,000.00	0.00	150,000.00		0.00	18,638.71	18,638.71	131,361.29
Other not in contract	0.00	0.00	0.00		0.00	0.00	0.00	0.00
<b>DSWi Acct Software Upgrade</b>	<b>237,000.00</b>	<b>0.00</b>	<b>237,000.00</b>	<b>237,000.00</b>	<b>57,267.50</b>	<b>111,780.00</b>	<b>169,047.50</b>	<b>67,952.50</b>
EDSA	0.00	0.00	0.00		0.00	0.00	0.00	0.00
Construction	237,000.00	0.00	237,000.00		57,267.50	111,780.00	169,047.50	67,952.50
Other not in contract	0.00	0.00	0.00		0.00	0.00	0.00	0.00
<b>VT- North Gate Entrance</b>	<b>760,847.52</b>	<b>0.00</b>	<b>760,847.52</b>	<b>720,847.52</b>	<b>0.00</b>	<b>782,011.66</b>	<b>782,011.66</b>	<b>(21,164.14)</b>
EDSA	356,684.00	0.00	356,684.00		0.00	356,666.41	356,666.41	17.59
Construction	363,469.00	0.00	363,469.00		0.00	395,090.75	395,090.75	(31,621.75)
Other not in contract	40,694.52	0.00	40,694.52		0.00	30,254.50	30,254.50	10,440.02
<b>VT- Access Project</b>	<b>13,159,432.83</b>	<b>70,000.00</b>	<b>13,229,432.83</b>	<b>13,229,432.83</b>	<b>129,559.00</b>	<b>12,327,089.63</b>	<b>12,456,648.63</b>	<b>772,784.20</b>
EDSA	1,218,718.00	70,000.00	1,288,718.00		0.00	1,184,981.61	1,184,981.61	103,736.39
Construction	11,929,297.00	0.00	11,929,297.00		129,559.00	11,130,690.19	11,260,249.19	669,047.81
Other not in contract	11,417.83	0.00	11,417.83		0.00	11,417.83	11,417.83	0.00
<b>VT- Refrigerated Cross Dock</b>	<b>1,332,908.38</b>	<b>0.00</b>	<b>1,332,908.38</b>	<b>500,000.00</b>	<b>500.00</b>	<b>74,916.76</b>	<b>75,416.76</b>	<b>1,257,491.62</b>
EDSA	1,332,900.00	0.00	1,332,900.00		500.00	74,908.38	75,408.38	1,257,491.62
Construction	0.00	0.00	0.00		0.00	0.00	0.00	0.00
Other not in contract	8.38	0.00	8.38		0.00	8.38	8.38	0.00
<b>VT Backlands Area V Phase II</b>	<b>19,375,578.35</b>	<b>0.00</b>	<b>19,375,578.35</b>	<b>20,500,000.00</b>	<b>1,489,764.54</b>	<b>17,685,432.65</b>	<b>19,175,197.19</b>	<b>200,381.16</b>
EDSA	849,800.00	0.00	849,800.00		139,958.63	581,834.00	721,792.63	128,007.37
Construction	18,508,603.35	0.00	18,508,603.35		1,349,805.91	17,086,423.65	18,436,229.56	72,373.79
Other not in contract	17,175.00	0.00	17,175.00		0.00	17,175.00	17,175.00	0.00
<b>VT East 5th Reconstruction</b>	<b>2,263,318.31</b>	<b>0.00</b>	<b>2,263,318.31</b>	<b>500,000.00</b>	<b>1,596,812.96</b>	<b>673,095.95</b>	<b>2,269,908.91</b>	<b>(6,590.60)</b>
EDSA	84,272.00	0.00	84,272.00		18,262.00	84,828.00	103,090.00	(18,818.00)
Construction	2,179,046.31	0.00	2,179,046.31		1,578,550.96	588,267.95	2,166,818.91	12,227.40
Other not in contract	0.00	0.00	0.00		0.00	0.00	0.00	0.00
<b>VT -Utility Relocation of Land Acquisition &amp; land</b>	<b>582,805.28</b>	<b>3,525.00</b>	<b>586,330.28</b>	<b>1,800,000.00</b>	<b>0.00</b>	<b>667,081.55</b>	<b>667,081.55</b>	<b>(80,751.27)</b>
EDSA	0.00	0.00	0.00		0.00	0.00	0.00	0.00
Construction	72,456.13	0.00	72,456.13		0.00	150,113.10	150,113.10	(77,656.97)
Other not in contract	510,349.15	3,525.00	513,874.15		0.00	516,968.45	516,968.45	(3,094.30)
<b>Pumpstation 1400 E Floodgate &amp; P14 Drainage</b>	<b>1,446,405.61</b>	<b>0.00</b>	<b>1,446,405.61</b>	<b>1,440,000.00</b>	<b>0.00</b>	<b>1,446,405.61</b>	<b>1,446,405.61</b>	<b>0.00</b>
EDSA	0.00	0.00	0.00		0.00	0.00	0.00	0.00
Construction	1,442,485.00	0.00	1,442,485.00		0.00	1,442,485.00	1,442,485.00	0.00
Other not in contract	3,920.61	0.00	3,920.61		0.00	3,920.61	3,920.61	0.00
<b>Non-TWIC Lot Precheck Gate Electrical</b>	<b>1,892.00</b>	<b>0.00</b>	<b>1,892.00</b>	<b>10,000.00</b>	<b>0.00</b>	<b>1,892.00</b>	<b>1,892.00</b>	<b>0.00</b>
EDSA	0.00	0.00	0.00		0.00	0.00	0.00	0.00
Construction	0.00	0.00	0.00		0.00	0.00	0.00	0.00
Other not in contract	1,892.00	0.00	1,892.00		0.00	1,892.00	1,892.00	0.00
<b>EOC Additional Parking</b>	<b>0.00</b>	<b>0.00</b>	<b>0.00</b>	<b>25,000.00</b>	<b>0.00</b>	<b>0.00</b>	<b>0.00</b>	<b>0.00</b>
EDSA	0.00	0.00	0.00		0.00	0.00	0.00	0.00
Construction	0.00	0.00	0.00		0.00	0.00	0.00	0.00
Other not in contract	0.00	0.00	0.00		0.00	0.00	0.00	0.00
<b>EOC HVAC Upgrade/Replacement</b>	<b>534,795.00</b>	<b>0.00</b>	<b>534,795.00</b>	<b>500,000.00</b>	<b>0.00</b>	<b>24,355.00</b>	<b>24,355.00</b>	<b>510,440.00</b>
EDSA	20,070.00	0.00	20,070.00		0.00	10,035.00	10,035.00	10,035.00
Construction	514,725.00	0.00	514,725.00	24,355.00	0.00	14,320.00	14,320.00	500,405.00
Other not in contract	0.00	0.00	0.00		0.00	0.00	0.00	0.00
<b>Gate 4 Access Road Widening</b>	<b>1,215,132.58</b>	<b>0.00</b>	<b>1,215,132.58</b>	<b>1,215,132.58</b>	<b>93,002.50</b>	<b>27,658.38</b>	<b>120,660.88</b>	<b>1,094,471.70</b>
EDSA	66,137.00	0.00	66,137.00		0.00	27,650.00	27,650.00	38,487.00
Construction	1,148,987.20	0.00	1,148,987.20		93,002.50	0.00	93,002.50	1,055,984.70
Other not in contract	8.38	0.00	8.38		0.00	8.38	8.38	0.00
<b>Greenbelt with Port Expansion Area Tribute</b>	<b>0.00</b>	<b>0.00</b>	<b>0.00</b>	<b>50,000.00</b>	<b>0.00</b>	<b>0.00</b>	<b>0.00</b>	<b>0.00</b>
EDSA	0.00	0.00	0.00		0.00	0.00	0.00	0.00
Construction	0.00	0.00	0.00		0.00	0.00	0.00	0.00
Other not in contract	0.00	0.00	0.00		0.00	0.00	0.00	0.00
<b>M &amp; R - Joint Repairs</b>	<b>0.00</b>	<b>0.00</b>	<b>0.00</b>	<b>20,000.00</b>	<b>0.00</b>	<b>0.00</b>	<b>0.00</b>	<b>0.00</b>
EDSA	0.00	0.00	0.00		0.00	0.00	0.00	0.00
Construction	0.00	0.00	0.00		0.00	0.00	0.00	0.00
Other not in contract	0.00	0.00	0.00		0.00	0.00	0.00	0.00
<b>M &amp; R - Railroad Track Renovations</b>	<b>0.00</b>	<b>0.00</b>	<b>75,000.00</b>	<b>75,000.00</b>	<b>0.00</b>	<b>11,320.00</b>	<b>11,320.00</b>	<b>63,680.00</b>
EDSA	0.00	0.00	0.00		0.00	0.00	0.00	0.00
Construction	0.00	0.00	75,000.00	75,000.00	0.00	11,320.00	11,320.00	63,680.00
Other not in contract	0.00	0.00	0.00		0.00	0.00	0.00	0.00
<b>M &amp; R - Roads</b>	<b>0.00</b>	<b>0.00</b>	<b>0.00</b>	<b>200,000.00</b>	<b>0.00</b>	<b>0.00</b>	<b>0.00</b>	<b>0.00</b>
EDSA	0.00	0.00	0.00		0.00	0.00	0.00	0.00
Construction	0.00	0.00	0.00		0.00	0.00	0.00	0.00
Other not in contract	0.00	0.00	0.00		0.00	0.00	0.00	0.00
<b>M &amp; R Transformer Yard Replacement</b>	<b>4,078.00</b>	<b>0.00</b>	<b>4,078.00</b>	<b>200,000.00</b>	<b>0.00</b>	<b>4,078.00</b>	<b>4,078.00</b>	<b>0.00</b>
EDSA	4,078.00	0.00	4,078.00		0.00	4,078.00	4,078.00	0.00
Construction	0.00	0.00	0.00		0.00	0.00	0.00	0.00
Other not in contract	0.00	0.00	0.00		0.00	0.00	0.00	0.00

**PORT FREEPORT**  
Port Improvement Projects Summary  
December 31, 2025

Project	Contract Award	Change Orders	Total Contract	Current Year Budget	Incurred to Date FY 2025	CIP Prior Years	Incurred to Date Total	Balance to Finish
<b>M &amp; R Fence Razor Wire Upgrade</b>	<b>23,350.00</b>	<b>0.00</b>	<b>23,350.00</b>	<b>23,350.00</b>	<b>0.00</b>	<b>0.00</b>	<b>0.00</b>	<b>23,350.00</b>
EDSA	0.00	0.00	0.00		0.00	0.00	0.00	0.00
Construction	23,350.00	0.00	23,350.00		0.00	0.00	0.00	23,350.00
Other not in contract	0.00	0.00	0.00		0.00	0.00	0.00	0.00
<b>M &amp; R Inner Harbor Berth Repairs</b>	<b>191,000.00</b>	<b>12,023.80</b>	<b>203,023.80</b>	<b>300,000.00</b>	<b>0.00</b>	<b>168,760.00</b>	<b>168,760.00</b>	<b>34,263.80</b>
EDSA	0.00	0.00	0.00		0.00	0.00	0.00	0.00
Construction	191,000.00	12,023.80	203,023.80		0.00	168,760.00	168,760.00	34,263.80
Other not in contract	0.00	0.00	0.00		0.00	0.00	0.00	0.00
<b>Chiquita Asphalt 2024</b>	<b>250,000.00</b>	<b>0.00</b>	<b>250,000.00</b>	<b>250,000.00</b>	<b>0.00</b>	<b>200,758.62</b>	<b>200,758.62</b>	<b>49,241.38</b>
EDSA	0.00	0.00	0.00		0.00	0.00	0.00	0.00
Construction	250,000.00	0.00	250,000.00		0.00	200,750.00	200,750.00	49,250.00
Other not in contract	0.00	0.00	0.00		0.00	8.62	8.62	(8.62)
<b>Total</b>				<b>\$ 42,045,117.93</b>	<b>\$ 3,366,906.50</b>	<b>\$ 34,225,274.52</b>	<b>\$ 37,592,181.02</b>	<b>\$ 4,096,911.64</b>

## Vendor Expenditure

Wednesday, January 14, 2026

Period: 12/01/25..12/31/25

Page 1

Port Freeport

FREEPORT\OBRIEN

This report also includes bank accounts that only have balances.

Bank Account: Date Filter: 12/01/25..12/31/25

Check Ledger Entry:

Check No.	Check Date	Vendor No.	Vendor Name	Check Amount	
98570	12/01/25	V00045	Payment vendor ledger entry is not found check# 98570.	37,415.00	
				Line Amount Total	
98571	12/01/25	V00045	Leo Martin Chevrolet	37,415.00	
	136156	133001	2026 CHEVROLET 1500 PICK UP		37,415.00
				Line Amount Total	37,415.00
98572	12/03/25	V01175	Alsco Uniforms	45.54	
	136142	132657	Other Receivables		
	136142	132657	Maint and Operations Supplies		
	136142	132657	M&R Bldgs-Operations Bldg		
	136142	132657	M&R Bldgs-Admin Bldg 1100 Cherry St		
	136142	132657	M&R Bldgs-Security Bldg		45.54
	136142	132657	Maint and Operations Supplies		
				Line Amount Total	45.54
98573	12/03/25	V01175	Alsco Uniforms	75.54	
	136150	132657	Other Receivables		
	136150	132657	Maint and Operations Supplies		
	136150	132657	M&R Bldgs-Operations Bldg		
	136150	132657	M&R Bldgs-Admin Bldg 1100 Cherry St		75.54
	136150	132657	M&R Bldgs-Security Bldg		
	136150	132657	Maint and Operations Supplies		
				Line Amount Total	75.54
98574	12/03/25	V01175	Alsco Uniforms	96.73	
	136163	132657	Other Receivables		
	136163	132657	Maint and Operations Supplies		96.73
	136163	132657	M&R Bldgs-Operations Bldg		
	136163	132657	M&R Bldgs-Admin Bldg 1100 Cherry St		
	136163	132657	M&R Bldgs-Security Bldg		
	136163	132657	Maint and Operations Supplies		
				Line Amount Total	96.73
98575	12/03/25	V00062	AT&T Mobility	826.95	
	136168	133005	Telephone		151.16
	136168	133005	Telephone		157.77
	136168	133005	Telephone		366.86
	136168	133005	Telephone		151.16
				Line Amount Total	826.95
98576	12/03/25	V00114	AT&T:171-799-3737 001	757.10	
	136167	133004	Telephone		127.50
	136167	133004	Telephone		63.75
	136167	133004	Telephone		334.71
	136167	133004	Telephone		15.90
	136167	133004	Telephone		47.92
	136167	133004	Telephone		31.87
	136167	133004	Telephone		23.85
	136167	133004	Telephone		47.85
	136167	133004	Telephone		63.75
				Line Amount Total	757.10



**Vendor Expenditure**

Period: 12/01/25..12/31/25

Port Freeport

Wednesday, January 14, 2026

Page 2

FREEPORT\OBRIEN

Check No.	Check Date	Vendor No.	Vendor Name	Check Amount	
<b>98577</b>	<b>12/03/25</b>	<b>V00149</b>	<b>Brazoria Chamber of Commerce</b>	<b>150.00</b>	
	136197	133053	Community Events		150.00
			Line Amount Total		150.00
<b>98578</b>	<b>12/03/25</b>	<b>V00187</b>	<b>Brazoria County Septic Service</b>	<b>1,266.00</b>	
	136151	132985	Contract Services		1,266.00
			Line Amount Total		1,266.00
<b>98579</b>	<b>12/03/25</b>	<b>V00187</b>	<b>Brazoria County Septic Service</b>	<b>2,110.00</b>	
	136164	133010	Contract Services		2,110.00
			Line Amount Total		2,110.00
<b>98580</b>	<b>12/03/25</b>	<b>V01179</b>	<b>Brazosport High School</b>	<b>1,703.38</b>	
	136193	132871	Community Events		1,489.00
	136193	132871	Floral Table Arrangements		
	136193	132871	Podium Floral Arrangement for Stage		155.37
	136193	132871	MFG		41.11
	136193	132871	Delivery Fee		17.90
	136193	132871	Blue, White & gold Flowers w/Centennial Logo		
			Line Amount Total		1,703.38
<b>98581</b>	<b>12/03/25</b>	<b>V00364</b>	<b>Brazosport Plumbing &amp; Heating</b>	<b>2,425.00</b>	
	136152	132979	M&R Transit Shed-T.S. 1-ER repair		2,425.00
			Line Amount Total		2,425.00
<b>98582</b>	<b>12/03/25</b>	<b>V00364</b>	<b>Brazosport Plumbing &amp; Heating</b>	<b>627.00</b>	
	136184	133032	M&R Docks-Dock Berth 2		627.00
			Line Amount Total		627.00
<b>98583</b>	<b>12/03/25</b>	<b>V00039</b>	<b>Brazosport Tire</b>	<b>562.59</b>	
	136182	133034	M&R TOE-Yale Forklift		562.59
			Line Amount Total		562.59
<b>98584</b>	<b>12/03/25</b>	<b>V00039</b>	<b>Brazosport Tire</b>	<b>558.56</b>	
	136183	133033	M&R TOE-John Deere Gator		558.56
			Line Amount Total		558.56
<b>98585</b>	<b>12/03/25</b>	<b>V00039</b>	<b>Brazosport Tire</b>	<b>856.93</b>	
	136185	133035	M&R TOE-Toyota Forklift		856.93
			Line Amount Total		856.93
<b>98586</b>	<b>12/03/25</b>	<b>V01183</b>	<b>Brazoswood AFJROTC TX 20054 Booster Club</b>	<b>100.00</b>	
	136169	133029	Community Events		100.00
			Line Amount Total		100.00
<b>98587</b>	<b>12/03/25</b>	<b>V00473</b>	<b>Brian Knapp</b>	<b>45.00</b>	
	136198	133043	Telephone Oct - Nov		30.00
	136198	133043	Telephone Dec		15.00
			Line Amount Total		45.00
<b>98588</b>	<b>12/03/25</b>	<b>V01144</b>	<b>Carrier Corporation</b>	<b>2,693.26</b>	
	136165	133013	M&R Bldgs-Admin Bldg 1100 Cherry St		2,693.26
	136165	133013	Emergency Repairs - HVAC		
			Line Amount Total		2,693.26
<b>98589</b>	<b>12/03/25</b>	<b>V01011</b>	<b>Charles Gryseels III</b>	<b>86.97</b>	
	136170	132999	Telephone - Nov		75.00

**Vendor Expenditure**

Period: 12/01/25..12/31/25

Port Freeport

Wednesday, January 14, 2026

Page 3

FREEPORT\OBRIEN

Check No.	Check Date	Vendor No.	Vendor Name	Check Amount	
	136170	132999	Automobile Expense	11.97	
			Line Amount Total	86.97	
<b>98590</b>	<b>12/03/25</b>	<b>V00880</b>	<b>Christine Lewis</b>	<b>882.49</b>	
	136171	133028	Telephone - Nov	75.00	
	136171	133028	Maint and Operations Supplies	715.00	
	136171	133028	Community Events	79.49	
	136171	133028	M&R Vehicles-Nissan Rogue	13.00	
			Line Amount Total	882.49	
<b>98591</b>	<b>12/03/25</b>	<b>V00084</b>	<b>Crain, Caton &amp; James</b>	<b>6,161.00</b>	
	135839	132685	Legal Fees	6,161.00	
			Line Amount Total	6,161.00	
<b>98592</b>	<b>12/03/25</b>	<b>V01184</b>	<b>Dana Gallardo</b>	<b>124.00</b>	
	136199	133055	Employment Related	124.00	
			Line Amount Total	124.00	
<b>98593</b>	<b>12/03/25</b>	<b>V00668</b>	<b>DARE Capital Partners, LLC</b>	<b>1,590.40</b>	
	136153	132982	M&R TOE-Gantry Crane #1	457.95	
	136153	132982	M&R TOE-Gantry Crane #2	457.95	
	136153	132982	M&R Other-Mowing, Weed Control Etc	674.50	
			Line Amount Total	1,590.40	
<b>98594</b>	<b>12/03/25</b>	<b>V00104</b>	<b>Donald Mullett</b>	<b>75.00</b>	
	136200	133038	Telephone Oct-Nov	50.00	
	136200	133038	Telephone Dec	25.00	
			Line Amount Total	75.00	
<b>98595</b>	<b>12/03/25</b>	<b>V00017</b>	<b>Donnie Joe Evans</b>	<b>75.00</b>	
	136201	133046	Telephone Oct-Nov	50.00	
	136201	133046	Telephone Dec	25.00	
			Line Amount Total	75.00	
<b>98596</b>	<b>12/03/25</b>	<b>V00512</b>	<b>DVV Media International Limited</b>	<b>4,200.00</b>	
	136194	133003	Industry Advertising	4,200.00	
			Line Amount Total	4,200.00	
<b>98597</b>	<b>12/03/25</b>	<b>V00012</b>	<b>FedEx</b>	<b>13.19</b>	
	136172	133023	Postage and Freight	13.19	
			Line Amount Total	13.19	
<b>98598</b>	<b>12/03/25</b>	<b>V01017</b>	<b>GFL Plant Services LP</b>	<b>522.90</b>	
	136143	132987	Contract Services	522.90	
			Line Amount Total	522.90	
<b>98599</b>	<b>12/03/25</b>	<b>V00479</b>	<b>Greater Houston Port Bureau</b>	<b>1,000.00</b>	
	136166	133012	Dues & Memberships & Licenses	1,000.00	
	136166	133012	Membership Renewal		
			Line Amount Total	1,000.00	
<b>98600</b>	<b>12/03/25</b>	<b>V00117</b>	<b>Jason Caywood</b>	<b>105.00</b>	
	136173	133007	Telephone - Oct	75.00	
	136173	133007	Subscriptions	30.00	
			Line Amount Total	105.00	
<b>98601</b>	<b>12/03/25</b>	<b>V00083</b>	<b>Jason Hull</b>	<b>136.75</b>	
	136174	133021	Telephone - Nov	136.75	
			Line Amount Total	136.75	

## Vendor Expenditure

Period: 12/01/25..12/31/25

Port Freeport

Wednesday, January 14, 2026

Page 4

FREEPORT\OBRIEN

Check No.	Check Date	Vendor No.	Vendor Name	Check Amount	
98602	12/03/25	V00110	Jason Miura	70.56	
	136175	133027	Sales/Promotion Travel		70.56
			Line Amount Total		70.56
98603	12/03/25	V01085	Judell Davis	45.00	
	136202	133051	Telephone Oct-Nov		30.00
	136202	133051	Telephone Dec		15.00
			Line Amount Total		45.00
98604	12/03/25	V00850	Kendra L Conkle	113.45	
	136176	133000	Office Supplies-Woodson Bus Cards		113.45
			Line Amount Total		113.45
98605	12/03/25	V00729	Kevin R. Hartney	45.00	
	136203	133040	Telephone Oct-Nov		30.00
	136203	133040	Telephone - Dec		15.00
			Line Amount Total		45.00
98606	12/03/25	V00038	Killum Pest Control	500.00	
	136144	132988	M&R Leased Facilities-HTS- (Parcel 19 & 25)		500.00
			Line Amount Total		500.00
98607	12/03/25	V00926	Mark Vaughn	45.00	
	136204	133042	Telephone Oct-Nov		30.00
	136204	133042	Telephone - Dec		15.00
			Line Amount Total		45.00
98608	12/03/25	V00593	McAllen Signal and Boring , LLC	525.00	
	135999	132318	M&R Rail-Other		525.00
	135999	132318	Hwy 36 Crossing Inspection		
	135999	132318	October 2025 - Sept 2026		
			Line Amount Total		525.00
98609	12/03/25	V00050	Northern Tool Commercial Account	39.98	
	136192	133030	M&R Terminal Facilities-Other		39.98
			Line Amount Total		39.98
98610	12/03/25	V00248	Promotions Unlimited	975.00	
	136195	132479	Community Events		975.00
	136195	132479	4" Metal circle Large Coin Gold		
	136195	132479	4" Coin double stamped w/color inlay		
	136195	132479	set up fee		
	136195	132479	tooling fee		
			Line Amount Total		975.00
98611	12/03/25	V01051	Rail Link, Inc.	56,225.00	
	136209	133060	Rail Link-Oct 25		56,225.00
			Line Amount Total		56,225.00
98612	12/03/25	V01051	Rail Link, Inc.	56,225.00	
	136210	133057	Rail Link July 2025		56,225.00
			Line Amount Total		56,225.00
98613	12/03/25	V01051	Rail Link, Inc.	56,225.00	
	136211	133059	Rail Link-Sept 25		56,225.00
			Line Amount Total		56,225.00

**Vendor Expenditure**

Period: 12/01/25..12/31/25

Port Freeport

Wednesday, January 14, 2026

Page 5

FREEPORT\OBRIEN

Check No.	Check Date	Vendor No.	Vendor Name	Check Amount	
<b>98614</b>	<b>12/03/25</b>	<b>V01051</b>	<b>Rail Link, Inc.</b>	<b>54,993.00</b>	
	136212	133058	Rail Link-Aug 25		54,993.00
			Line Amount Total		54,993.00
<b>98615</b>	<b>12/03/25</b>	<b>V01051</b>	<b>Rail Link, Inc.</b>	<b>56,332.96</b>	
	136213	133056	Rail Link-June 25		56,332.96
			Line Amount Total		56,332.96
<b>98616</b>	<b>12/03/25</b>	<b>V00068</b>	<b>Randy Aparicio</b>	<b>45.00</b>	
	136205	133047	Telephone Oct-Nov		30.00
	136205	133047	Telephone Dec		15.00
			Line Amount Total		45.00
<b>98617</b>	<b>12/03/25</b>	<b>V00116</b>	<b>Randy Thompson</b>	<b>45.00</b>	
	136206	133050	Telephone Oct-Nov		30.00
	136206	133050	Telephone Dec		15.00
			Line Amount Total		45.00
<b>98618</b>	<b>12/03/25</b>	<b>V00118</b>	<b>Second Street Properties, LLC</b>	<b>244.82</b>	
	136177	133006	Fuel/Oil		244.82
			Line Amount Total		244.82
<b>98619</b>	<b>12/03/25</b>	<b>V01104</b>	<b>Select Cybersecurity, LLC</b>	<b>1,350.42</b>	
	136196	132998	Contract Services		1,350.42
			Line Amount Total		1,350.42
<b>98620</b>	<b>12/03/25</b>	<b>V00098</b>	<b>Suburban Propane</b>	<b>13.74</b>	
	136157	133019	Fuel/Oil		13.74
			Line Amount Total		13.74
<b>98621</b>	<b>12/03/25</b>	<b>V00054</b>	<b>Summit Electric Supply</b>	<b>277.50</b>	
	136148	132984	M&R Docks-Dock Berth 7-VT		277.50
			Line Amount Total		277.50
<b>98622</b>	<b>12/03/25</b>	<b>V00054</b>	<b>Summit Electric Supply</b>	<b>240.60</b>	
	136149	132978	M&R Bldgs-Operations Bldg		240.60
			Line Amount Total		240.60
<b>98623</b>	<b>12/03/25</b>	<b>V00054</b>	<b>Summit Electric Supply</b>	<b>539.71</b>	
	136158	133018	M&R Transit Shed-T.S. 3		539.71
			Line Amount Total		539.71
<b>98624</b>	<b>12/03/25</b>	<b>V00054</b>	<b>Summit Electric Supply</b>	<b>948.15</b>	
	136159	133017	M&R Leased Facilities-HTS- (Parcel 19 & 25)		948.15
			Line Amount Total		948.15
<b>98625</b>	<b>12/03/25</b>	<b>V00054</b>	<b>Summit Electric Supply</b>	<b>889.29</b>	
	136160	133016	M&R Leased Facilities-HTS- (Parcel 19 & 25)		889.29
			Line Amount Total		889.29
<b>98626</b>	<b>12/03/25</b>	<b>V00054</b>	<b>Summit Electric Supply</b>	<b>977.58</b>	
	136161	133015	M&R Leased Facilities-HTS- (Parcel 19 & 25)		977.58
			Line Amount Total		977.58
<b>98627</b>	<b>12/03/25</b>	<b>V00054</b>	<b>Summit Electric Supply</b>	<b>374.01</b>	
	136162	133014	M&R Transit Shed-T.S. 1		374.01
			Line Amount Total		374.01



## Vendor Expenditure

Period: 12/01/25..12/31/25

Port Freeport

Wednesday, January 14, 2026

Page 6

FREEPORT\OBRIEN

Check No.	Check Date	Vendor No.	Vendor Name	Check Amount	
<b>98628</b>	<b>12/03/25</b>	<b>V00821</b>	<b>Summit Fire &amp; Security, LLC</b>	<b>440.00</b>	
	136145	132981	M&R Transit Shed-T.S. Sprinkler System		440.00
			Line Amount Total		440.00
<b>98629</b>	<b>12/03/25</b>	<b>V00821</b>	<b>Summit Fire &amp; Security, LLC</b>	<b>802.00</b>	
	136146	132980	M&R Warehouse-WH51 Sprinkler System		802.00
			Line Amount Total		802.00
<b>98630</b>	<b>12/03/25</b>	<b>V00821</b>	<b>Summit Fire &amp; Security, LLC</b>	<b>429.00</b>	
	136147	132991	M&R Bldgs-Security Bldg		53.62
	136147	132991	M&R Transit Shed-T.S. 1		53.63
	136147	132991	M&R Transit Shed-T.S. 3		53.63
	136147	132991	M&R Leased Facilities-24A (Chiquita)		53.62
	136147	132991	M&R Warehouse-Warehouse 51		53.62
	136147	132991	M&R Warehouse-Warehouse 52		53.62
	136147	132991	M&R Bldgs-Admin Bldg 1100 Cherry St		53.63
	136147	132991	M&R Terminal Facilities-Other		53.63
			Line Amount Total		429.00
<b>98631</b>	<b>12/03/25</b>	<b>V00821</b>	<b>Summit Fire &amp; Security, LLC</b>	<b>1,604.00</b>	
	136154	130806	M&R Bldgs-Security Bldg		
	136154	130806	M&R Transit Shed-T.S. 1		723.28
	136154	130806	M&R Transit Shed-T.S. 3		50.85
	136154	130806	Chiquita		123.29
	136154	130806	M&R Warehouse-Warehouse 51		
	136154	130806	M&R Warehouse-Warehouse 52		573.29
	136154	130806	M&R Bldgs-Admin Bldg 1100 Cherry St		
	136154	130806	M&R Terminal Facilities-Other		133.29
			Line Amount Total		1,604.00
<b>98632</b>	<b>12/03/25</b>	<b>V00200</b>	<b>The Chamber Brazosport Area</b>	<b>40.00</b>	
	136207	133054	Community Events		40.00
			Line Amount Total		40.00
<b>98633</b>	<b>12/03/25</b>	<b>V00112</b>	<b>Tricia Vela</b>	<b>127.01</b>	
	136178	133008	Community Events		127.01
			Line Amount Total		127.01
<b>98634</b>	<b>12/03/25</b>	<b>V00887</b>	<b>UPS Supply Chain Solutions</b>	<b>15.80</b>	
	136179	133022	Postage and Freight		15.80
			Line Amount Total		15.80
<b>98635</b>	<b>12/03/25</b>	<b>V00071</b>	<b>Verizon Wireless</b>	<b>493.10</b>	
	136180	133024	Telephone		37.99
	136180	133024	Telephone		75.21
	136180	133024	Telephone		303.92
	136180	133024	Telephone		75.98
			Line Amount Total		493.10
<b>98636</b>	<b>12/03/25</b>	<b>V00071</b>	<b>Verizon Wireless</b>	<b>151.98</b>	
	136181	133025	Telephone		75.98
	136181	133025	Telephone		37.99
	136181	133025	Telephone		38.01
			Line Amount Total		151.98
<b>98637</b>	<b>12/10/25</b>	<b>V00102</b>	<b>ABB, Inc</b>	<b>11,421.22</b>	
	136208	131875	M&R TOE-Gantry Crane		4,282.94

## Vendor Expenditure

Period: 12/01/25..12/31/25

Port Freeport

Wednesday, January 14, 2026

Page 7

FREEPORT\OBRIEN

Check No.	Check Date	Vendor No.	Vendor Name	Check Amount
	136208	131875	M&R TOE-Gantry Crane	4,282.94
	136208	131875	Drive Filter LCL Module	
	136208	131875	Change Order 8/22/2025	1,427.67
	136208	131875	Change Order 8/22/2025	1,427.67
	136208	131875	Premium repair quote that includes capacitor	
	136208	131875	replacement	
			Line Amount Total	11,421.22
<b>98638</b>	<b>12/10/25</b>	<b>V00207</b>	<b>ABC Texas Gulf Coast</b>	<b>80.00</b>
	136222	133067	Community Events	80.00
			Line Amount Total	80.00
<b>98639</b>	<b>12/10/25</b>	<b>V01175</b>	<b>Alsco Uniforms</b>	<b>96.73</b>
	136243	132657	Other Receivables	
	136243	132657	Maint and Operations Supplies	96.73
	136243	132657	M&R Bldgs-Operations Bldg	
	136243	132657	M&R Bldgs-Admin Bldg 1100 Cherry St	
	136243	132657	M&R Bldgs-Security Bldg	
	136243	132657	Maint and Operations Supplies	
			Line Amount Total	96.73
<b>98640</b>	<b>12/10/25</b>	<b>V01135</b>	<b>Amazon Capital Services</b>	<b>1,563.10</b>
	136220	133061	Office Supplies	124.01
	136220	133061	Office Supplies	15.88
	136220	133061	Office Supplies	151.11
	136220	133061	Office Supplies	3.98
	136220	133061	Office Supplies	11.97
	136220	133061	Office Supplies	104.93
	136220	133061	Office Supplies	5.95
	136220	133061	Office Supplies	11.90
	136220	133061	Office Supplies	66.77
	136220	133061	Office Supplies	68.45
	136220	133061	Safety Supplies	221.16
	136220	133061	Badge Supplies	15.95
	136220	133061	Community Events	70.96
	136220	133061	Community Events-Centennial	359.36
	136220	133061	Maint and Operations Supplies	330.72
			Line Amount Total	1,563.10
<b>98641</b>	<b>12/10/25</b>	<b>V01049</b>	<b>Amy O'Brien</b>	<b>75.00</b>
	136258	133117	Telephone Nov	75.00
			Line Amount Total	75.00
<b>98642</b>	<b>12/10/25</b>	<b>V00115</b>	<b>AT&amp;T:979-373-0021 663 4</b>	<b>790.46</b>
	136259	133088	Telephone	274.95
	136259	133088	Telephone	137.47
	136259	133088	Telephone	34.37
	136259	133088	Telephone	103.10
	136259	133088	Telephone	103.10
	136259	133088	Telephone	137.47
			Line Amount Total	790.46
<b>98643</b>	<b>12/10/25</b>	<b>V00037</b>	<b>Briggs Equipment</b>	<b>1,905.57</b>
	136186	133037	M&R TOE-Yale Forklift	849.95
	136219	133036	M&R TOE-Yale Forklift	1,055.62
			Line Amount Total	1,905.57

**Vendor Expenditure**

Period: 12/01/25..12/31/25

Port Freeport

Wednesday, January 14, 2026

Page 8

FREEPORT\OBRIEN

Check No.	Check Date	Vendor No.	Vendor Name	Check Amount	
<b>98644</b>	<b>12/10/25</b>	<b>V00124</b>	<b>Carriage House Partners</b>	<b>5,000.00</b>	
	136225	129818	Consultant Fees - Other		5,000.00
	136225	129818	Government Liason Service Agreement Jan 2025-		
	136225	129818	December 2027		
	136225	129818	Board Approval 12/19/2024		
			Line Amount Total		5,000.00
<b>98645</b>	<b>12/10/25</b>	<b>V00201</b>	<b>CDW Government</b>	<b>667.84</b>	
	136223	133070	Furniture and Equipment Purchases <\$5,000		667.84
			Line Amount Total		667.84
<b>98646</b>	<b>12/10/25</b>	<b>V00096</b>	<b>CenterPoint Energy</b>	<b>43.50</b>	
	136260	133077	Water & Gas		43.50
			Line Amount Total		43.50
<b>98647</b>	<b>12/10/25</b>	<b>V00345</b>	<b>Certified Laboratories</b>	<b>924.24</b>	
	136214	133064	Maint and Operations Supplies		924.24
			Line Amount Total		924.24
<b>98648</b>	<b>12/10/25</b>	<b>V00981</b>	<b>Chris Motley</b>	<b>440.00</b>	
	136261	133109	Community Events		440.00
			Line Amount Total		440.00
<b>98649</b>	<b>12/10/25</b>	<b>V00398</b>	<b>City of Clute</b>	<b>40.00</b>	
	136238	133094	Community Events - BCCA Dinner 2025		40.00
	136238	133094	Dan Croft, Rudy Santos		
			Line Amount Total		40.00
<b>98650</b>	<b>12/10/25</b>	<b>V00097</b>	<b>Comcast</b>	<b>1,434.86</b>	
	136244	133092	Contract Services		1,434.86
			Line Amount Total		1,434.86
<b>98651</b>	<b>12/10/25</b>	<b>V01185</b>	<b>Coro Medical LLC</b>	<b>792.00</b>	
	136262	133127	Safety Supplies		702.00
	136263	133128	Safety Supplies		90.00
			Line Amount Total		792.00
<b>98652</b>	<b>12/10/25</b>	<b>V00517</b>	<b>Covenant K9 Detection Services</b>	<b>8,250.00</b>	
	136226	132480	Security Service Fees		8,250.00
	136226	132480	Hourly Rate for K9 Detection Services for 360 Hrs		
			Line Amount Total		8,250.00
<b>98653</b>	<b>12/10/25</b>	<b>V01153</b>	<b>Crawford Electric Supply</b>	<b>126.90</b>	
	136187	133039	M&R Warehouse-Warehouse 51		126.90
			Line Amount Total		126.90
<b>98654</b>	<b>12/10/25</b>	<b>V00070</b>	<b>Darlene Winkler</b>	<b>10.50</b>	
	136264	133081	Community Events		10.50
			Line Amount Total		10.50
<b>98655</b>	<b>12/10/25</b>	<b>V00104</b>	<b>Donald Mullett</b>	<b>363.37</b>	
	136265	133111	M&R TOE-Gantry Crane #3		181.69
	136265	133111	M&R TOE-Gantry Crane #4		181.68
			Line Amount Total		363.37
<b>98656</b>	<b>12/10/25</b>	<b>V00221</b>	<b>Dynamics Southwest, Inc.</b>	<b>5,398.75</b>	
	136279	130752	Construction in Progress		6,750.00
	136279	130752	Construction in Progress		

## Vendor Expenditure

Period: 12/01/25..12/31/25

Port Freeport

Wednesday, January 14, 2026

Page 9

FREEPORT\OBRIEN

Check No.	Check Date	Vendor No.	Vendor Name	Check Amount
	136279	130752	Construction in Progress	-1,351.25
			Line Amount Total	5,398.75
<b>98657</b>	<b>12/10/25</b>	<b>V00608</b>	<b>Economic Development Alliance for Brazoria Countv</b>	<b>8,000.00</b>
	136280	133116	Economic Development - EDA	8,000.00
			Line Amount Total	8,000.00
<b>98658</b>	<b>12/10/25</b>	<b>V00002</b>	<b>EM-Print Company</b>	<b>447.88</b>
	136266	133089	Office Supplies	447.88
			Line Amount Total	447.88
<b>98659</b>	<b>12/10/25</b>	<b>V00863</b>	<b>Enrico Arbolante</b>	<b>105.00</b>
	136296	133087	Telephone Nov	75.00
	136296	133087	Subscriptions	30.00
			Line Amount Total	105.00
<b>98660</b>	<b>12/10/25</b>	<b>V01017</b>	<b>GFL Plant Services LP</b>	<b>219.96</b>
	136267	133123	Contract Services	219.96
			Line Amount Total	219.96
<b>98661</b>	<b>12/10/25</b>	<b>V00030</b>	<b>Girouard's Ace Hardware</b>	<b>582.67</b>
	136268	133118	Maint and Operations Supplies	108.49
	136268	133118	Safety Supplies	-1.05
	136268	133118	M&R Groundskeeping and Misc. Equipment	-1.80
	136268	133118	M&R Groundskeeping Equipment-5510 John Deere	6.99
	136268	133118	M&R TOE-Gantry Crane #1	124.53
	136268	133118	M&R TOE-Gantry Crane #2	124.51
	136268	133118	M&R Security Equipment-Security Sign	-0.10
	136268	133118	M&R Security Equipment-SeaArk Commander Boat	-4.40
	136268	133118	M&R Vehicles-Ford Pick Up	-0.35
	136268	133118	M&R Bldgs-Security Bldg	53.13
	136268	133118	M&R Bldgs-Operations Bldg	28.99
	136268	133118	M&R Bldgs-Gate 4	-0.48
	136268	133118	M&R Bldgs-Gate 8-Guard Bldg	26.71
	136268	133118	M&R Transit Shed-T.S. 1	55.96
	136268	133118	M&R Leased Facilities-HTS- (Parcel 19 & 25)	61.54
			Line Amount Total	582.67
<b>98662</b>	<b>12/10/25</b>	<b>V00193</b>	<b>Grainger</b>	<b>431.12</b>
	136231	133074	M&R TOE-Gantry Crane #3	73.98
	136231	133074	M&R TOE-Gantry Crane #4	73.98
	136269	133084	M&R TOE-Gantry Crane #3	141.58
	136269	133084	M&R TOE-Gantry Crane #4	141.58
			Line Amount Total	431.12
<b>98663</b>	<b>12/10/25</b>	<b>V00011</b>	<b>Gulftex Vending</b>	<b>213.74</b>
	136188	133048	Office Supplies	213.74
			Line Amount Total	213.74
<b>98664</b>	<b>12/10/25</b>	<b>V01037</b>	<b>Harper Brothers Construction, LLC</b>	<b>830,543.92</b>
	136283	130459	Construction in Progress-Job J00564	756,650.26
	136283	130459	Furnish labor, materials, equipment and insurance for the East 5th Street Replacement project	
	136283	130459	Board Approval 02/27/2025	
	136283	130459	Retainage Payable	
	136283	130459	Retainage Payable	
	136283	130459	Retainage Payable	

Period: 12/01/25..12/31/25  
Port Freeport

Page 10

FREEPORT\OBRIEN

Unaudited  
Page 24 of 41



**Vendor Expenditure**

Period: 12/01/25..12/31/25

Port Freeport

Wednesday, January 14, 2026

Page 11

FREEPORT\OBRIEN

Check No.	Check Date	Vendor No.	Vendor Name	Check Amount
<b>98670</b>	<b>12/10/25</b>	<b>V00172</b>	<b>Lincoln National Life Insurance Company</b>	<b>1,566.01</b>
	136287	133119	Retirement Expense	314.98
	136287	133119	Retirement Expense	149.51
	136287	133119	Retirement Expense	479.90
	136287	133119	Retirement Expense	13.35
	136287	133119	Retirement Expense	137.64
	136287	133119	Retirement Expense	106.11
	136287	133119	Retirement Expense	16.89
	136287	133119	Retirement Expense	133.93
	136287	133119	Retirement Expense	134.31
	136287	133119	Retirement Expense	79.39
			Line Amount Total	1,566.01
<b>98671</b>	<b>12/10/25</b>	<b>V00026</b>	<b>Lowe's</b>	<b>1,551.30</b>
	136288	133115	M&R TOE-Gantry Crane #3	775.65
	136288	133115	M&R TOE-Gantry Crane #4	775.65
			Line Amount Total	1,551.30
<b>98672</b>	<b>12/10/25</b>	<b>V00268</b>	<b>Martec International</b>	<b>546.00</b>
	136271	133083	M&R TOE-Gantry Crane #3	273.00
	136271	133083	M&R TOE-Gantry Crane #4	273.00
			Line Amount Total	546.00
<b>98673</b>	<b>12/10/25</b>	<b>V01147</b>	<b>Motion Media Co., LLC</b>	<b>7,000.00</b>
	136227	132870	Community Events	1,000.00
	136227	132870	Centennial Video Coverage	
	136227	132870	Day of Event coverage 3 Hours	
	136227	132870	Recap Video	
	136240	133098	Community Events-Centennial Port Tour Vid	750.00
	136289	132433	Industry Advertising-Centennial Documentary	4,250.00
	136289	132433	Centennial Documentary	1,000.00
	136289	132433	Community Events-Centennial Documentary	
	136289	132433	Short-form Centennial Video Production	
			Line Amount Total	7,000.00
<b>98674</b>	<b>12/10/25</b>	<b>V00316</b>	<b>National Association of Foreign Trade Zones</b>	<b>1,250.00</b>
	136290	133101	Dues & Memberships & Licenses	1,250.00
			Line Amount Total	1,250.00
<b>98675</b>	<b>12/10/25</b>	<b>V00001</b>	<b>Norma Cheline</b>	<b>1,300.00</b>
	136237	132949	Lease Expense	1,300.00
	136237	132949	Off site storage in Angleton	
	136237	132949	Jan - Dec 2026	
			Line Amount Total	1,300.00
<b>98676</b>	<b>12/10/25</b>	<b>V00697</b>	<b>Northern Safety Co., Inc.</b>	<b>442.62</b>
	136216	133066	Safety Supplies	301.56
	136232	133075	Safety Supplies	141.06
			Line Amount Total	442.62
<b>98677</b>	<b>12/10/25</b>	<b>V00050</b>	<b>Northern Tool Commercial Account</b>	<b>2,087.98</b>
	136189	133045	M&R Groundskeeping Equipment-Holland 105 Tractor	293.99
	136190	133044	M&R TOE-Gantry Crane #3	302.00
	136190	133044	M&R TOE-Gantry Crane #4	302.00
	136191	133041	M&R TOE-Gantry Crane #3	370.00
	136191	133041	M&R TOE-Gantry Crane #4	370.00

## Vendor Expenditure

Period: 12/01/25..12/31/25

Port Freeport

Wednesday, January 14, 2026

Page 12

FREEPORT\OBRIEN

Check No.	Check Date	Vendor No.	Vendor Name	Check Amount
	136217	133062	Maint and Operations Supplies	449.99
			Line Amount Total	2,087.98
<b>98678</b>	<b>12/10/25</b>	<b>V00139</b>	<b>Pfeiffer &amp; Son, LTD</b>	<b>23,135.00</b>
	136291	132185	2025 CAMERA REPLACEMENT PROJECT	23,135.00
	136291	132185	2025 Camera Project	
	136291	132185	Board Approval 08/28/2025	
			Line Amount Total	23,135.00
<b>98679</b>	<b>12/10/25</b>	<b>V00244</b>	<b>Pitney Bowes Bank Inc Purchase Power</b>	<b>541.99</b>
	136273	133093	Postage and Freight	91.27
	136273	133093	Postage and Freight	45.64
	136273	133093	Postage and Freight	239.61
	136273	133093	Postage and Freight	11.38
	136273	133093	Postage and Freight	34.31
	136273	133093	Postage and Freight	22.82
	136273	133093	Postage and Freight	17.07
	136273	133093	Postage and Freight	34.25
	136273	133093	Postage and Freight	45.64
			Line Amount Total	541.99
<b>98680</b>	<b>12/10/25</b>	<b>V00067</b>	<b>Quill LLC</b>	<b>249.06</b>
	136233	133072	Office Supplies	15.30
	136233	133072	Office Supplies	7.65
	136233	133072	Office Supplies	1.91
	136233	133072	Office Supplies	5.74
	136233	133072	Office Supplies	5.74
	136233	133072	Office Supplies	7.65
	136234	133071	Office Supplies	15.30
	136234	133071	Office Supplies	7.65
	136234	133071	Office Supplies	1.91
	136234	133071	Office Supplies	5.74
	136234	133071	Office Supplies	5.74
	136234	133071	Office Supplies	7.65
	136241	133096	Office Supplies	147.49
	136242	133097	Office Supplies	13.59
			Line Amount Total	249.06
<b>98681</b>	<b>12/10/25</b>	<b>V01051</b>	<b>Rail Link, Inc.</b>	<b>14,796.00</b>
	136292	133121	Re-bill UPRR	14,796.00
			Line Amount Total	14,796.00
<b>98682</b>	<b>12/10/25</b>	<b>V00437</b>	<b>Retail Industry Leaders Association</b>	<b>20,000.00</b>
	136293	132027	Commercial Events	20,000.00
	136293	132027	LINK 2026 Feb 1-4 Orlando, Florida Hosted Retailer	
	136293	132027	Hosted Retailer and CPG Program:	
	136293	132027	2 tickets and 20 meetings	
			Line Amount Total	20,000.00
<b>98683</b>	<b>12/10/25</b>	<b>V00073</b>	<b>Roger Johnston</b>	<b>399.17</b>
	136274	133129	M&R Bldgs-Gate 8-Guard Bldg	399.17
			Line Amount Total	399.17
<b>98684</b>	<b>12/10/25</b>	<b>V00010</b>	<b>Specialties Company</b>	<b>291.48</b>
	136235	133073	M&R TOE-Gantry Crane #3	145.74

**Vendor Expenditure**

Period: 12/01/25..12/31/25

Port Freeport

Wednesday, January 14, 2026

Page 13

FREEPOR\OBRIEN

Check No.	Check Date	Vendor No.	Vendor Name	Check Amount
	136235	133073	M&R TOE-Gantry Crane #4	145.74
			Line Amount Total	291.48
<b>98685</b>	<b>12/10/25</b>	<b>V00821</b>	<b>Summit Fire &amp; Security, LLC</b>	<b>843.00</b>
	136218	133063	M&R Warehouse-WH51 Sprinkler System	843.00
			Line Amount Total	843.00
<b>98686</b>	<b>12/10/25</b>	<b>V00515</b>	<b>Talk About Good</b>	<b>7,662.50</b>
	136228	132867	Community Events	918.75
	136228	132867	Mixed Green Salad	
	136228	132867	Grilled Chicken, Potatoes, Vegetables, Rolls	5,212.50
	136228	132867	Tea & Water	731.25
	136228	132867	Coffee, creamer, sweeteners	
	136228	132867	Servers to plate/serve food, bus tables	800.00
			Line Amount Total	7,662.50
<b>98687</b>	<b>12/10/25</b>	<b>V00301</b>	<b>Texas Port Ministry</b>	<b>43,227.84</b>
	136275	133078	Community Event-Port Golf Tournament	43,227.84
			Line Amount Total	43,227.84
<b>98688</b>	<b>12/10/25</b>	<b>V00040</b>	<b>The Brazosport Facts</b>	<b>1,784.09</b>
	136276	133090	Community Advertising	207.00
	136276	133090	Legal Fees	1,577.09
			Line Amount Total	1,784.09
<b>98689</b>	<b>12/10/25</b>	<b>V00376</b>	<b>The Goodman Corporation</b>	<b>4,406.00</b>
	136277	131840	Consultant Fees - Other - EPA Clean Air Grant	4,406.00
	136277	131840	Management	
	136277	131840	Board Approval on 05/29/2025	
			Line Amount Total	4,406.00
<b>98690</b>	<b>12/10/25</b>	<b>V00809</b>	<b>Thomson Reuters - West</b>	<b>246.75</b>
	136229	132788	Subscriptions - Oct	
	136229	132788	Subscriptions- new rate FY 2026	246.75
	136229	132788	CLEAR Govt Investigations Advanced	
	136229	132788	CLEAR Criminal Justice Arrest Gateway Pro	
	136229	132788	ENCLR Pro Alert Premium Band	
			Line Amount Total	246.75
<b>98691</b>	<b>12/10/25</b>	<b>V01186</b>	<b>Ulisses Treto</b>	<b>440.00</b>
	136278	133103	Community Events	440.00
			Line Amount Total	440.00
<b>98692</b>	<b>12/10/25</b>	<b>V00864</b>	<b>Visual Edge IT, Inc.</b>	<b>231.78</b>
	136295	133114	Maint & Repair - Office Equipment	231.78
			Line Amount Total	231.78
<b>98693</b>	<b>12/10/25</b>	<b>V00178</b>	<b>Waypoint</b>	<b>208.20</b>
	136224	133076	Contract Services	208.20
			Line Amount Total	208.20
<b>98694</b>	<b>12/10/25</b>	<b>V00808</b>	<b>Whitener Enterprises Inc.</b>	<b>2,816.17</b>
	136221	132977	Fuel/Oil - Unleaded Gas	1,534.05
	136221	132977	Fuel/Oil - Dyed Diesel	1,134.64
	136221	132977	Surcharges	147.48
			Line Amount Total	2,816.17

**Vendor Expenditure**

Period: 12/01/25..12/31/25

Port Freeport

Wednesday, January 14, 2026

Page 14

FREEPORT\OBRIEN

Check No.	Check Date	Vendor No.	Vendor Name	Check Amount
<b>98695</b>	<b>12/18/25</b>	<b>V01175</b>	<b>Alsco Uniforms</b>	<b>193.46</b>
	136297	132657	Other Receivables	30.80
	136297	132657	Maint and Operations Supplies	65.93
	136297	132657	M&R Bldgs-Operations Bldg	
	136297	132657	M&R Bldgs-Admin Bldg 1100 Cherry St	
	136297	132657	M&R Bldgs-Security Bldg	
	136297	132657	Maint and Operations Supplies	
	136317	132657	Other Receivables	30.80
	136317	132657	Maint and Operations Supplies	65.93
	136317	132657	M&R Bldgs-Operations Bldg	
	136317	132657	M&R Bldgs-Admin Bldg 1100 Cherry St	
	136317	132657	M&R Bldgs-Security Bldg	
	136317	132657	Maint and Operations Supplies	
			Line Amount Total	193.46
<b>98696</b>	<b>12/18/25</b>	<b>V00957</b>	<b>AT&amp;T:831-001-2806-788</b>	<b>345.78</b>
	136354	133191	Telephone	165.39
	136354	133191	Telephone	90.21
	136354	133191	Telephone	90.18
			Line Amount Total	345.78
<b>98697</b>	<b>12/18/25</b>	<b>V00663</b>	<b>B&amp;K Motor Parts, Inc</b>	<b>1,006.00</b>
	136350	133159	Maint and Operations Supplies	781.48
	136350	133159	M&R Groundskeeping Equipment-X-Mark Zero Turn 60"	55.08
	136350	133159	M&R Vehicles-Ford Pick Up	139.46
	136350	133159	M&R Vehicles-Chevy S-10	29.98
			Line Amount Total	1,006.00
<b>98698</b>	<b>12/18/25</b>	<b>V00256</b>	<b>Blueline Shop &amp; Copy Center</b>	<b>771.60</b>
	136304	133144	Community Events-Centennial Programs	771.60
			Line Amount Total	771.60
<b>98699</b>	<b>12/18/25</b>	<b>V00187</b>	<b>Brazoria County Septic Service</b>	<b>422.00</b>
	136298	133132	Contract Services	422.00
			Line Amount Total	422.00
<b>98700</b>	<b>12/18/25</b>	<b>V00539</b>	<b>Cintas</b>	<b>807.32</b>
	136368	133174	Office Supplies	256.03
	136368	133174	Office Supplies	149.63
	136368	133174	Office Supplies	287.90
	136368	133174	Office Supplies	113.76
			Line Amount Total	807.32
<b>98701</b>	<b>12/18/25</b>	<b>V00004</b>	<b>City of Freeport</b>	<b>1,921.98</b>
	136355	133198	Water & Gas	88.72
	136356	133197	Water & Gas	183.03
	136357	133196	Water & Gas	225.60
	136366	133194	City of Fport Re-Bill to VW	1,424.63
			Line Amount Total	1,921.98
<b>98702</b>	<b>12/18/25</b>	<b>V00260</b>	<b>CMT Technical Services</b>	<b>9,810.25</b>
	136339	128251	Construction in Progress	9,810.25
	136339	128251	Professional Services for the	
	136339	128251	East 5th St Geotechnical and Materials Testing SCP	
	136339	128251	Board Approval 06/27/2024	
			Line Amount Total	9,810.25

## Vendor Expenditure

Period: 12/01/25..12/31/25

Port Freeport

Wednesday, January 14, 2026

Page 15

FREEPORT\OBRIEN

Check No.	Check Date	Vendor No.	Vendor Name	Check Amount
<b>98703</b>	<b>12/18/25</b>	<b>V00668</b>	<b>DARE Capital Partners, LLC</b>	<b>3,514.50</b>
	136245	133100	M&R TOE-Gantry Crane #1	340.80
	136245	133100	M&R TOE-Gantry Crane #2	340.80
	136245	133100	M&R Other-Mowing, Weed Control Etc	568.00
	136352	133177	M&R TOE-Gantry Crane #1	568.00
	136352	133177	M&R TOE-Gantry Crane #2	568.00
	136352	133177	M&R Other-Mowing, Weed Control Etc	1,128.90
			Line Amount Total	3,514.50
<b>98704</b>	<b>12/18/25</b>	<b>V00041</b>	<b>Evco Industrial Hardware</b>	<b>116.10</b>
	136305	133163	M&R TOE-Gantry Crane #3	58.05
	136305	133163	M&R TOE-Gantry Crane #4	58.05
			Line Amount Total	116.10
<b>98705</b>	<b>12/18/25</b>	<b>V01078</b>	<b>Everon, LLC</b>	<b>939.48</b>
	136358	133187	Badge Supplies	939.48
			Line Amount Total	939.48
<b>98706</b>	<b>12/18/25</b>	<b>V01099</b>	<b>Frost Construction Company, Inc.</b>	<b>209,500.00</b>
	136371	133203	Retainage Payable	209,500.00
			Line Amount Total	209,500.00
<b>98707</b>	<b>12/18/25</b>	<b>V01126</b>	<b>General Datatech, L.P.</b>	<b>5,155.30</b>
	136281	132948	Maint & Repair - Office Equipment Nov	429.61
	136281	132948	Maint & Repair - Office Equipment Dec 2025-Oct 2026	4,725.69
	136281	132948	Juniper SVC-ND-EX4300P48	
	136281	132948	Juniper SVC-SD-EX460040F	
			Line Amount Total	5,155.30
<b>98708</b>	<b>12/18/25</b>	<b>V01017</b>	<b>GFL Plant Services LP</b>	<b>604.90</b>
	136340	133178	Contract Services	219.96
	136341	133179	Contract Services	384.94
			Line Amount Total	604.90
<b>98709</b>	<b>12/18/25</b>	<b>V00030</b>	<b>Girouard's Ace Hardware</b>	<b>262.39</b>
	136334	133170	M&R Groundskeeping and Misc. Equipment	46.97
	136334	133170	M&R Groundskeeping Equipment-5510 John Deere	16.58
	136334	133170	M&R TOE-Gantry Crane #1	54.51
	136334	133170	M&R TOE-Gantry Crane #2	54.47
	136334	133170	M&R Vehicles-Ford Pick Up	58.13
	136334	133170	M&R Bldgs-Operations Bldg	7.41
	136334	133170	M&R Bldgs-Maintenance Bldg	13.98
	136334	133170	M&R Bldgs-Gate 4	10.34
			Line Amount Total	262.39
<b>98710</b>	<b>12/18/25</b>	<b>V00193</b>	<b>Grainger</b>	<b>1,577.32</b>
	136306	133161	M&R TOE-Gantry Crane #3	416.06
	136306	133161	M&R TOE-Gantry Crane #4	416.06
	136307	133160	M&R TOE-Gantry Crane #3	141.58
	136307	133160	M&R TOE-Gantry Crane #4	141.58
	136342	133181	M&R TOE-Gantry Crane #3	231.02
	136342	133181	M&R TOE-Gantry Crane #4	231.02
			Line Amount Total	1,577.32
<b>98711</b>	<b>12/18/25</b>	<b>V00147</b>	<b>Greater Angleton Chamber of Commerce</b>	<b>105.00</b>
	136359	133189	Community Events	105.00
			Line Amount Total	105.00



**Vendor Expenditure**

Period: 12/01/25..12/31/25

Port Freeport

Wednesday, January 14, 2026

Page 16

FREEPORT\OBRIEN

Check No.	Check Date	Vendor No.	Vendor Name	Check Amount
<b>98712</b>	<b>12/18/25</b>	<b>V01136</b>	<b>Gridmatic Rosa LLC</b>	<b>101,983.88</b>
	136282	133082	Electricity	3,690.19
	136282	133082	Electricity	77,296.16
	136282	133082	Electricity	2,685.72
	136282	133082	Electricity	18,311.81
			Line Amount Total	101,983.88
<b>98713</b>	<b>12/18/25</b>	<b>V00011</b>	<b>Gulftex Vending</b>	<b>237.00</b>
	136360	133188	Office Supplies	82.44
	136360	133188	Office Supplies	41.22
	136360	133188	Office Supplies	10.30
	136360	133188	Office Supplies	30.91
	136360	133188	Office Supplies	30.91
	136360	133188	Office Supplies	41.22
			Line Amount Total	237.00
<b>98714</b>	<b>12/18/25</b>	<b>V01037</b>	<b>Harper Brothers Construction, LLC</b>	<b>345,864.13</b>
	136370	129346	Construction in Progress J00510	364,067.51
	136370	129346	Furnish labor, materials, equipment & insurance	
	136370	129346	Velasco Terminal Backland Development Area 5	
	136370	129346	(MIP 88)	
	136370	129346	Board Approval 10/24/2024	
	136370	129346	Retainage Payable	
	136370	129346	Retainage Payable	
	136370	129346	Retainage Payable	
	136370	129346	Retainage Payable	
	136370	129346	Retainage Payable	
	136370	129346	Retainage Payable	
	136370	129346	Retainage Payable	
	136370	129346	Retainage Payable	
	136370	129346	Retainage Payable	
	136370	129346	Retainage Payable	-18,203.38
			Line Amount Total	345,864.13
<b>98715</b>	<b>12/18/25</b>	<b>V00973</b>	<b>ImageNet Consulting LLC</b>	<b>94.19</b>
	136343	133176	Maint & Repair - Office Equipment	94.19
			Line Amount Total	94.19
<b>98716</b>	<b>12/18/25</b>	<b>V01010</b>	<b>Imperial Bag &amp; Paper Co LLC dba Imperial Dade</b>	<b>1,494.26</b>
	136344	133171	Office Supplies	856.24
	136361	133190	Office Supplies	221.91
	136361	133190	Office Supplies	110.96
	136361	133190	Office Supplies	27.75
	136361	133190	Office Supplies	83.22
	136361	133190	Office Supplies	83.22
	136361	133190	Office Supplies	110.96
			Line Amount Total	1,494.26
<b>98717</b>	<b>12/18/25</b>	<b>V01058</b>	<b>Integrity Pipeline Services</b>	<b>236,532.06</b>
	136369	133185	CATHODIC PROTECTION SYSTEM DOCK 1, 3, 5, & 7 2025	37,056.00
	136369	133185	Retainage Payable	-1,852.80
	136369	133185	Retainage Payable	201,328.86
			Line Amount Total	236,532.06

## Vendor Expenditure

Period: 12/01/25..12/31/25

Port Freeport

Wednesday, January 14, 2026

Page 17

FREEPORT\OBRIEN

Check No.	Check Date	Vendor No.	Vendor Name	Check Amount	
98718	12/18/25	V00055	Jesse Hibbetts	128.60	
	136353	133136	Sales/Promotion Travel	128.60	
			Line Amount Total	128.60	
98719	12/18/25	V00249	JOC Group Inc.	31,487.00	
	136327	131781	Sales/Promotion Travel - JOC TPM Long Beach, CA	31,487.00	
	136327	131781	March 1-4 2026 Bronze Sponsor		
			Line Amount Total	31,487.00	
98720	12/18/25	V01080	Legacy LL Management LLC	7,092.00	
	136246	132983	M&R Rail-Other	7,092.00	
	136246	132983	Rail Loop Repairs		
	136246	132983	Riviana Track		
			Line Amount Total	7,092.00	
98721	12/18/25	V01024	LJA Environmental Services, LLC (fka Berg Oliver)	8,850.00	
	136328	132784	Consultant Fees - Other	8,850.00	
	136328	132784	Environmental Services for Terminal Street		
	136328	132784	and East 2nd Street		
			Line Amount Total	8,850.00	
98722	12/18/25	V00593	McAllen Signal and Boring , LLC	525.00	
	136299	132318	M&R Rail-Other	525.00	
	136299	132318	Hwy 36 Crossing Inspection		
	136299	132318	October 2025 - Sept 2026		
			Line Amount Total	525.00	
98723	12/18/25	V00006	Michaela Bevers	93.20	
	136367	133202	Telephone - Nov	75.00	
	136367	133202	Community Events	18.20	
			Line Amount Total	93.20	
98724	12/18/25	V00050	Northern Tool Commercial Account	4,656.40	
	136272	133085	M&R TOE-Gantry Crane #3	302.00	
	136272	133085	M&R TOE-Gantry Crane #4	302.00	
	136308	133165	M&R TOE-Gantry Crane #3	393.95	
	136308	133165	M&R TOE-Gantry Crane #4	393.95	
	136309	133164	M&R TOE-Gantry Crane #3	218.49	
	136309	133164	M&R TOE-Gantry Crane #4	218.49	
	136310	133162	M&R TOE-Gantry Crane #3	372.32	
	136310	133162	M&R TOE-Gantry Crane #4	372.32	
	136311	133158	M&R TOE-Gantry Crane #3	175.00	
	136311	133158	M&R TOE-Gantry Crane #4	175.00	
	136345	133183	M&R TOE-Gantry Crane #3	393.95	
	136345	133183	M&R TOE-Gantry Crane #4	393.95	
	136346	133182	M&R TOE-Gantry Crane #3	202.49	
	136346	133182	M&R TOE-Gantry Crane #4	202.49	
	136347	133172	M&R TOE-Gantry Crane #3	270.00	
	136347	133172	M&R TOE-Gantry Crane #4	270.00	
			Line Amount Total	4,656.40	
98725	12/18/25	V00653	Paul Bridges & Associates, LLC	18,607.16	
	136247	124451	Construction in Progress-cranes	18,607.16	
	136247	124451	Change Order Board Approved 02/22/2024		
			Line Amount Total	18,607.16	

## Vendor Expenditure

Period: 12/01/25..12/31/25

Port Freeport

Wednesday, January 14, 2026

Page 18

FREEPORT\OBRIEN

Check No.	Check Date	Vendor No.	Vendor Name	Check Amount	
<b>98726</b>	<b>12/18/25</b>	<b>V00266</b>	<b>Pitney Bowes Global Financial Services LLC</b>	<b>222.06</b>	
	136335	133173	Postage and Freight		37.39
	136335	133173	Postage and Freight		18.70
	136335	133173	Postage and Freight		98.17
	136335	133173	Postage and Freight		4.66
	136335	133173	Postage and Freight		14.06
	136335	133173	Postage and Freight		9.35
	136335	133173	Postage and Freight		6.99
	136335	133173	Postage and Freight		14.03
	136335	133173	Postage and Freight		18.71
			Line Amount Total		222.06
<b>98727</b>	<b>12/18/25</b>	<b>V00067</b>	<b>Quill LLC</b>	<b>88.67</b>	
	136300	133134	Office Supplies		11.23
	136300	133134	Office Supplies		5.62
	136300	133134	Office Supplies		1.40
	136300	133134	Office Supplies		4.21
	136300	133134	Office Supplies		4.21
	136300	133134	Office Supplies		5.62
	136301	133133	Office Supplies		56.38
			Line Amount Total		88.67
<b>98728</b>	<b>12/18/25</b>	<b>V00977</b>	<b>Randi Northup</b>	<b>225.00</b>	
	136318	133137	Telephone Sept - Nov		225.00
			Line Amount Total		225.00
<b>98729</b>	<b>12/18/25</b>	<b>V00044</b>	<b>Ready Refresh</b>	<b>777.45</b>	
	136362	133199	Office Supplies		120.86
	136362	133199	Office Supplies		60.44
	136362	133199	Office Supplies		15.11
	136362	133199	Office Supplies		45.33
	136362	133199	Office Supplies		45.33
	136362	133199	Office Supplies		60.44
	136362	133199	Office Supplies		429.94
			Line Amount Total		777.45
<b>98730</b>	<b>12/18/25</b>	<b>V00342</b>	<b>Rico Elevators, Inc.</b>	<b>1,485.00</b>	
	136364	133193	M&R Bldgs-Admin Bldg 1100 Cherry St		1,485.00
			Line Amount Total		1,485.00
<b>98731</b>	<b>12/18/25</b>	<b>V00531</b>	<b>Rob Lowe</b>	<b>273.50</b>	
	136363	133192	Telephone - Nov		136.75
	136363	133192	Telephone - Dec		136.75
			Line Amount Total		273.50
<b>98732</b>	<b>12/18/25</b>	<b>V00349</b>	<b>Saber Power Services</b>	<b>2,217.00</b>	
	136336	133169	M&R Leased Facilities-Dole		869.00
	136351	133168	M&R Leased Facilities-Dole		1,348.00
			Line Amount Total		2,217.00
<b>98733</b>	<b>12/18/25</b>	<b>V00303</b>	<b>Sherwin-Williams</b>	<b>38.84</b>	
	136348	133180	M&R TOE-Gantry Crane #1		19.42
	136348	133180	M&R TOE-Gantry Crane #2		19.42
			Line Amount Total		38.84
<b>98734</b>	<b>12/18/25</b>	<b>V00010</b>	<b>Specialties Company</b>	<b>140.41</b>	
	136256	133102	M&R TOE-Street Sweeper		40.41

Period: 12/01/25..12/31/25  
Port Freeport

Page 19

FREEPORT\OBRIEN

Unaudited  
Page 33 of 41

## Vendor Expenditure

Period: 12/01/25..12/31/25

Port Freeport

Wednesday, January 14, 2026

Page 20

FREEPORT\OBRIEN

Check No.	Check Date	Vendor No.	Vendor Name	Check Amount	
<b>98743</b>	<b>12/18/25</b>	<b>V00091</b>	<b>Wells Fargo</b>	<b>11,139.72</b>	
	136230	133068	Other Accounts Payable (JE)		11,139.72
			Line Amount Total		11,139.72
<b>98744</b>	<b>12/23/25</b>	<b>V00976</b>	<b>Air Comm</b>	<b>2,139.00</b>	
	136399	133153	Furniture and Equipment Purchases <\$5,000		2,139.00
	136399	133153	Radio Kits		
	136399	133153	(2) Motorola Radios, Mic Speaker, Batteries, Shipping		
			Line Amount Total		2,139.00
<b>98745</b>	<b>12/23/25</b>	<b>V01070</b>	<b>Alliance Terminal Equipment Services, LLC</b>	<b>14,688.00</b>	
	136395	132755	M&R TOE-Gantry Crane - Fish Plate		2,300.00
	136395	132755	Tariff		1,280.00
	136395	132755	Air shipping		750.00
	136395	132755	Fish Plate		2,300.00
	136395	132755	Tariff		1,280.00
	136395	132755	Air shipping		750.00
	136397	133256	M&R TOE-Gantry Crane #1		490.00
	136397	133256	M&R TOE-Gantry Crane #2		490.00
	136400	132432	M&R TOE-Gantry Crane-ZCHL500-Cb Ring/Spacer/Cover		360.00
	136400	132432	M&R TOE-Gantry Crane-ZCHL500-Cb Ring/Spacer/Cover		360.00
	136400	132432	M&R TOE-Gantry Crane-ZMHL950-Cb Ring/Spacer/Ring		998.00
	136400	132432	M&R TOE-Gantry Crane-ZMHL950-Cb Ring/Spacer/Ring		998.00
	136400	132432	M&R TOE-Gantry Crane-ZTHL900-Cb Ring/Spacer/Cover		666.00
	136400	132432	M&R TOE-Gantry Crane-ZTHL900-Cb Ring/Spacer/Cover		666.00
	136400	132432	Shipping Fee		500.00
	136400	132432	Shipping Fee		500.00
			Line Amount Total		14,688.00
<b>98746</b>	<b>12/23/25</b>	<b>V00256</b>	<b>Blueline Shop &amp; Copy Center</b>	<b>29.94</b>	
	136379	133205	Safety Supplies		29.94
			Line Amount Total		29.94
<b>98747</b>	<b>12/23/25</b>	<b>V00354</b>	<b>Bracewell LLP</b>	<b>5,375.00</b>	
	136392	133228	Legal Fees		5,375.00
			Line Amount Total		5,375.00
<b>98748</b>	<b>12/23/25</b>	<b>V00187</b>	<b>Brazoria County Septic Service</b>	<b>1,266.00</b>	
	136401	133206	Contract Services		1,266.00
			Line Amount Total		1,266.00
<b>98749</b>	<b>12/23/25</b>	<b>V00835</b>	<b>Cathodic Control Systems</b>	<b>8,295.00</b>	
	136402	133186	M&R Cat Protection System-B7 VT		8,295.00
	136402	133186	Removal/replacement and repair of rectifier 17 and 19		
			Line Amount Total		8,295.00
<b>98750</b>	<b>12/23/25</b>	<b>V00004</b>	<b>City of Freeport</b>	<b>78,676.87</b>	
	136365	133195	City of Fport - Re-Bill to VW		2,227.32
	136393	133243	Water & Gas		76,449.55
			Line Amount Total		78,676.87



## Vendor Expenditure

Period: 12/01/25..12/31/25

Port Freeport

Wednesday, January 14, 2026

Page 21

FREEPORT\OBRIEN

Check No.	Check Date	Vendor No.	Vendor Name	Check Amount	
<b>98751</b>	<b>12/23/25</b>	<b>V01170</b>	<b>Creative Design &amp; Marketing</b>	<b>1,200.00</b>	
	136394	132787	Community Events		450.00
	136394	132787	Graphic Design Creation for Save The Date,		
	136394	132787	Invite, Cent. Logo, Event Program,		
	136394	132787	and Event Screen Graphics		
	136394	132787	Change Order		750.00
			Line Amount Total		1,200.00
<b>98752</b>	<b>12/23/25</b>	<b>V00031</b>	<b>Culligan Water Systems</b>	<b>147.90</b>	
	136380	133207	M&R Bldgs-Operations Bldg		147.90
			Line Amount Total		147.90
<b>98753</b>	<b>12/23/25</b>	<b>V00668</b>	<b>DARE Capital Partners, LLC</b>	<b>3,060.10</b>	
	136432	133200	M&R TOE-Gantry Crane #1		765.03
	136432	133200	M&R TOE-Gantry Crane #2		765.02
	136432	133200	M&R Other-Mowing, Weed Control Etc		1,530.05
			Line Amount Total		3,060.10
<b>98754</b>	<b>12/23/25</b>	<b>V00228</b>	<b>Department of Information Resources</b>	<b>288.12</b>	
	136396	133223	Telephone		48.51
	136396	133223	Telephone		24.26
	136396	133223	Telephone		127.38
	136396	133223	Telephone		6.05
	136396	133223	Telephone		18.24
	136396	133223	Telephone		12.13
	136396	133223	Telephone		9.08
	136396	133223	Telephone		18.21
	136396	133223	Telephone		24.26
			Line Amount Total		288.12
<b>98755</b>	<b>12/23/25</b>	<b>V00221</b>	<b>Dynamics Southwest, Inc.</b>	<b>23,692.50</b>	
	136403	130752	Construction in Progress		23,692.50
	136403	130752	Construction in Progress		
	136403	130752	Construction in Progress		
			Line Amount Total		23,692.50
<b>98756</b>	<b>12/23/25</b>	<b>V00041</b>	<b>Evco Industrial Hardware</b>	<b>283.40</b>	
	136404	133250	Maint and Operations Supplies		283.40
			Line Amount Total		283.40
<b>98757</b>	<b>12/23/25</b>	<b>V00193</b>	<b>Grainger</b>	<b>1,369.16</b>	
	136405	133261	M&R TOE-Gantry Crane #3		116.12
	136405	133261	M&R TOE-Gantry Crane #4		116.12
	136407	133260	M&R TOE-Gantry Crane #3		100.37
	136407	133260	M&R TOE-Gantry Crane #4		100.37
	136408	133259	M&R TOE-Gantry Crane #3		284.53
	136408	133259	M&R TOE-Gantry Crane #4		284.53
	136409	133258	M&R TOE-Gantry Crane #3		183.56
	136409	133258	M&R TOE-Gantry Crane #4		183.56
			Line Amount Total		1,369.16
<b>98758</b>	<b>12/23/25</b>	<b>V00011</b>	<b>Gulftex Vending</b>	<b>94.44</b>	
	136374	133236	Office Supplies		94.44
			Line Amount Total		94.44

## Vendor Expenditure

Period: 12/01/25..12/31/25

Port Freeport

Wednesday, January 14, 2026

Page 22

FREEPORT\OBRIEN

Check No.	Check Date	Vendor No.	Vendor Name	Check Amount	
<b>98759</b>	<b>12/23/25</b>	<b>V00973</b>	<b>ImageNet Consulting LLC</b>	<b>246.72</b>	
	136398	133222	Maint & Repair - Office Equipment		246.72
			Line Amount Total		246.72
<b>98760</b>	<b>12/23/25</b>	<b>V00267</b>	<b>IWS Gas and Supply of Texas</b>	<b>32.67</b>	
	136381	133208	Maint and Operations Supplies		32.67
			Line Amount Total		32.67
<b>98761</b>	<b>12/23/25</b>	<b>V00119</b>	<b>JH Sanchez Holding Company</b>	<b>6,605.00</b>	
	136433	129814	Janitorial Services February 2025-January 2026		
	136433	129814	M&R Bldgs-Admin Bldg 1100 Cherry St		2,723.00
	136433	129814	M&R Bldgs-Operations Bldg		889.00
	136433	129814	M&R Bldgs-Security Bldg		651.00
	136433	129814	M&R Bldgs-Security Bldg-Customs		880.00
	136433	129814	M&R Bldgs-Buildings VT Berth 7		890.00
	136433	129814	M&R Bldgs-Maintenance Bldg-Maint Shop (WH3)		110.00
	136433	129814	M&R Transit Shed-T.S. 3		91.00
	136433	129814	M&R Bldgs-Gate 4		20.00
	136433	129814	3 Year Contract with 2 one year options-Second Yr		
	136433	129814	M&R Bldgs-Gate 4		351.00
	136433	129814	Board Approval 12/14/2023		
	136433	129814	Change Order for \$4,212 Board Approval 01/30/2025		
			Line Amount Total		6,605.00
<b>98762</b>	<b>12/23/25</b>	<b>V01046</b>	<b>K&amp;L Gates LLP</b>	<b>727.00</b>	
	136406	133229	Legal Fees		727.00
			Line Amount Total		727.00
<b>98763</b>	<b>12/23/25</b>	<b>V00100</b>	<b>LJA Engineering Inc.</b>	<b>139,958.63</b>	
	136427	126888	Construction in Progress Project 24-01		44,796.70
	136427	126888	Professional Services for the		
	136427	126888	Velasco Terminal Area 5 Concrete Container Yard		
	136427	126888	MIP 88 Grant		
	136427	126888	Board Approval 01/25/2024		
	136428	126888	Construction in Progress Project 24-01		50,804.10
	136428	126888	Professional Services for the		
	136428	126888	Velasco Terminal Area 5 Concrete Container Yard		
	136428	126888	MIP 88 Grant		
	136428	126888	Board Approval 01/25/2024		
	136429	126888	Construction in Progress Project 24-01		37,569.11
	136429	126888	Professional Services for the		
	136429	126888	Velasco Terminal Area 5 Concrete Container Yard		
	136429	126888	MIP 88 Grant		
	136429	126888	Board Approval 01/25/2024		
	136430	126888	Construction in Progress Project 24-01		6,788.72
	136430	126888	Professional Services for the		
	136430	126888	Velasco Terminal Area 5 Concrete Container Yard		
	136430	126888	MIP 88 Grant		
	136430	126888	Board Approval 01/25/2024		
			Line Amount Total		139,958.63
<b>98764</b>	<b>12/23/25</b>	<b>V00214</b>	<b>McFarland PLLC</b>	<b>675.00</b>	
	136431	133230	Legal Fees		675.00
			Line Amount Total		675.00

**Vendor Expenditure**

Period: 12/01/25..12/31/25

Port Freeport

Wednesday, January 14, 2026

Page 23

FREEPORT\OBRIEN

Check No.	Check Date	Vendor No.	Vendor Name	Check Amount	
<b>98765</b>	<b>12/23/25</b>	<b>V01105</b>	<b>MetLife</b>	<b>4,218.60</b>	
136413		133247	Group Dental Insurance	339.17	
136413		133247	Group Vision Insurance	66.76	
136413		133247	Group Life Insurance	356.46	
136413		133247	Group Dental Insurance	234.08	
136413		133247	Group Vision Insurance	45.51	
136413		133247	Group Life Insurance	139.62	
136413		133247	Group Dental Insurance	755.89	
136413		133247	Group Vision Insurance	149.12	
136413		133247	Group Life Insurance	379.86	
136413		133247	Group Dental Insurance	14.31	
136413		133247	Group Vision Insurance	3.03	
136413		133247	Group Life Insurance	14.04	
136413		133247	Group Dental Insurance	200.33	
136413		133247	Group Vision Insurance	38.55	
136413		133247	Group Life Insurance	154.05	
136413		133247	Group Dental Insurance	142.66	
136413		133247	Group Vision Insurance	26.47	
136413		133247	Group Life Insurance	91.65	
136413		133247	Group Dental Insurance	63.14	
136413		133247	Group Vision Insurance	12.08	
136413		133247	Group Life Insurance	33.54	
136413		133247	Group Dental Insurance	207.72	
136413		133247	Group Vision Insurance	39.49	
136413		133247	Group Life Insurance	120.90	
136413		133247	Group Dental Insurance	169.00	
136413		133247	Group Vision Insurance	32.10	
136413		133247	Group Life Insurance	77.22	
136413		133247	Group Dental Insurance	151.96	
136413		133247	Group Vision Insurance	31.20	
136413		133247	Group Life Insurance	128.69	
			Line Amount Total	4,218.60	
<b>98766</b>	<b>12/23/25</b>	<b>V00571</b>	<b>Miner Ltd.</b>	<b>3,494.21</b>	
136410		132814	M&R TOE-General, Terminal Ops Equip & Tools	3,494.21	
136410		132814	Dock Leveler Replacement Parts		
			Line Amount Total	3,494.21	
<b>98767</b>	<b>12/23/25</b>	<b>V00050</b>	<b>Northern Tool Commercial Account</b>	<b>699.98</b>	
136411		133254	M&R TOE-Gantry Crane #3	214.99	
136411		133254	M&R TOE-Gantry Crane #4	214.99	
136412		133253	M&R TOE-Gantry Crane #3	135.00	
136412		133253	M&R TOE-Gantry Crane #4	135.00	
			Line Amount Total	699.98	
<b>98768</b>	<b>12/23/25</b>	<b>V00005</b>	<b>Phyllis Saathoff</b>	<b>1,384.64</b>	
136415		133237	Telephone - Oct	136.75	
136415		133237	Governmental Relations Travel	80.69	
136415		133237	Community Events	94.46	
136417		133233	Governmental Relations Travel	832.60	
136419		133232	Community Events	240.14	
			Line Amount Total	1,384.64	
<b>98769</b>	<b>12/23/25</b>	<b>V00067</b>	<b>Quill LLC</b>	<b>700.61</b>	
136375		133238	Furniture and Equipment Purchases <\$5,000	440.00	

Period: 12/01/25..12/31/25  
Port Freeport

Page 24

FREEPORT\OBRIEN

Check No.	Check Date	Vendor No.	Vendor Name	Check Amount
	136376	133234	Office Supplies	16.14
	136377	133231	Office Supplies	37.39
	136420	133220	Office Supplies	88.19
	136421	133219	Office Supplies	118.89
			Line Amount Total	700.61
98770	12/23/25	V00909	Randle Law Office Ltd.	6,694.00
	136422	133226	Legal Fees	2,514.00
	136423	133225	Legal Fees	4,000.00
	136424	133224	Legal Fees	180.00
			Line Amount Total	6,694.00
98771	12/23/25	V01088	Ruby Dunn	70.03
	136434	133227	Community Events	7.98
	136434	133227	Community Events	19.25
	136434	133227	Governmental Relations Travel	3.22
	136434	133227	Community Event-TACFT	6.02
	136434	133227	Community Events	5.88
	136434	133227	Community Events	27.68
			Line Amount Total	70.03
98772	12/23/25	V01104	Select Cybersecurity, LLC	1,350.42
	136414	133248	Contract Services	1,350.42
			Line Amount Total	1,350.42
98773	12/23/25	V00010	Specialties Company	165.96
	136416	133252	M&R Groundskeeping Equipment-5510 John Deere	165.96
			Line Amount Total	165.96
98774	12/23/25	V01120	Sterling Solutions, LLC	9,350.00
	136373	133204	Consultant Fees - Other	9,350.00
	136373	133204	Owner's Cold Storage Industry Representative: Monthly fee of \$16,500.00, not to exceed \$100,000.00	
			Line Amount Total	9,350.00
98775	12/23/25	V00098	Suburban Propane	271.41
	136390	133209	Fuel/Oil	271.41
			Line Amount Total	271.41
98776	12/23/25	V00942	Sudden Service, Inc	590.00
	136372	132302	M&R Bldgs-Security Bldg	
	136372	132302	basic annual service -Sept	
	136372	132302	41-Point inspection-Dec, Mar, June	590.00
			Line Amount Total	590.00
98777	12/23/25	V00054	Summit Electric Supply	3,697.56
	136382	133217	M&R Warehouse-Warehouse 51	360.71
	136383	133216	M&R Transit Shed-T.S. 1	475.80
	136384	133215	M&R Leased Facilities-T.S. 5 Offices	680.56
	136385	133214	M&R Transit Shed-T.S. 1	340.28
	136386	133213	M&R Transit Shed-T.S. 1	743.14
	136387	133212	M&R Transit Shed-T.S. 1	371.57
	136388	133211	M&R Transit Shed-T.S. 1	680.56
	136389	133210	M&R Leased Facilities-HTS- (Parcel 19 & 25)	44.94
			Line Amount Total	3,697.56
98778	12/23/25	V00060	Sun Coast Resources	1,618.93
	136418	133201	Fuel/Oil-Unleaded Gas	1,451.40

## Vendor Expenditure

Period: 12/01/25..12/31/25

Port Freeport

Wednesday, January 14, 2026

Page 25

FREEPORT\OBRIEN

Check No.	Check Date	Vendor No.	Vendor Name	Check Amount
		136418	133201	Surcharges
				167.53
				Line Amount Total
				1,618.93
<b>98779</b>	<b>12/23/25</b>	<b>V00095</b>	<b>Swisher &amp; Swisher</b>	<b>1,750.00</b>
		136425	131593	M&R Other-Mowing, Weed Control Etc
		136425	131593	Herbicide application
				1,750.00
				Line Amount Total
				1,750.00
<b>98780</b>	<b>12/23/25</b>	<b>V00219</b>	<b>Toyota Lift of Houston</b>	<b>599.66</b>
		136391	133218	M&R TOE-Toyota Forklift
				599.66
				Line Amount Total
				599.66
<b>98781</b>	<b>12/23/25</b>	<b>V00864</b>	<b>Visual Edge IT, Inc.</b>	<b>214.35</b>
		136378	133235	Maint & Repair - Office Equipment
				214.35
				Line Amount Total
				214.35
<b>98782</b>	<b>12/23/25</b>	<b>V00178</b>	<b>Waypoint</b>	<b>208.20</b>
		136426	133221	Contract Services
				208.20
				Line Amount Total
				208.20
<b>98783</b>	<b>12/30/25</b>	<b>V00062</b>	<b>AT&amp;T Mobility</b>	<b>826.95</b>
		136447	133266	Telephone
		136447	133266	Telephone
		136447	133266	Telephone
		136447	133266	Telephone
				151.16
				157.77
				366.86
				151.16
				Line Amount Total
				826.95
<b>98784</b>	<b>12/30/25</b>	<b>V00114</b>	<b>AT&amp;T:171-799-3737 001</b>	<b>757.10</b>
		136448	133265	Telephone
		136448	133265	Telephone
		136448	133265	Telephone
		136448	133265	Telephone
		136448	133265	Telephone
		136448	133265	Telephone
		136448	133265	Telephone
		136448	133265	Telephone
		136448	133265	Telephone
				127.50
				63.75
				334.71
				15.90
				47.92
				31.87
				23.85
				47.85
				63.75
				Line Amount Total
				757.10
<b>98785</b>	<b>12/30/25</b>	<b>V00235</b>	<b>Brazoria County Hispanic Chamber of Commerce</b>	<b>1,000.00</b>
		136451	133241	Community Events - Annual Gala 2/12/26
		136451	133241	Table with 8 seats
				1,000.00
				Line Amount Total
				1,000.00
<b>98786</b>	<b>12/30/25</b>	<b>V00187</b>	<b>Brazoria County Septic Service</b>	<b>2,110.00</b>
		136453	133270	Contract Services
				2,110.00
				Line Amount Total
				2,110.00
<b>98787</b>	<b>12/30/25</b>	<b>V00070</b>	<b>Darlene Winkler</b>	<b>117.23</b>
		136449	133267	Community Events
				117.23
				Line Amount Total
				117.23
<b>98788</b>	<b>12/30/25</b>	<b>V00221</b>	<b>Dynamics Southwest, Inc.</b>	<b>6,750.00</b>
		136454	130752	Construction in Progress
		136454	130752	Construction in Progress
		136454	130752	Construction in Progress
				6,750.00
				Line Amount Total
				6,750.00



**Vendor Expenditure**

Period: 12/01/25..12/31/25

Port Freeport

Wednesday, January 14, 2026

Page 26

FREEPORT\OBRIEN

Check No.	Check Date	Vendor No.	Vendor Name	Check Amount
<b>98789</b>	<b>12/30/25</b>	<b>V00041</b>	<b>Evco Industrial Hardware</b>	<b>1,431.99</b>
	136436	133276	M&R TOE-Gantry Crane #3	355.39
	136436	133276	M&R TOE-Gantry Crane #4	355.39
	136437	133273	M&R TOE-Gantry Crane #3	360.61
	136437	133273	M&R TOE-Gantry Crane #4	360.60
			Line Amount Total	1,431.99
<b>98790</b>	<b>12/30/25</b>	<b>V00012</b>	<b>FedEx</b>	<b>20.39</b>
	136455	133280	Postage and Freight	20.39
			Line Amount Total	20.39
<b>98791</b>	<b>12/30/25</b>	<b>V00193</b>	<b>Grainger</b>	<b>228.54</b>
	136438	133274	M&R TOE-Gantry Crane #3	114.27
	136438	133274	M&R TOE-Gantry Crane #4	114.27
			Line Amount Total	228.54
<b>98792</b>	<b>12/30/25</b>	<b>V00011</b>	<b>Gulftex Vending</b>	<b>23.51</b>
	136439	133271	Office Supplies	23.51
			Line Amount Total	23.51
<b>98793</b>	<b>12/30/25</b>	<b>V01010</b>	<b>Imperial Bag &amp; Paper Co LLC dba Imperial Dade</b>	<b>287.82</b>
	136440	133268	M&R TOE-Gantry Crane #3	143.91
	136440	133268	M&R TOE-Gantry Crane #4	143.91
			Line Amount Total	287.82
<b>98794</b>	<b>12/30/25</b>	<b>V00045</b>	<b>Leo Martin Chevrolet</b>	<b>510.00</b>
	136441	133275	M&R Vehicles-2021 Chevy Tahoe	340.00
	136442	133272	M&R Vehicles-2020 Chev PU	170.00
			Line Amount Total	510.00
<b>98795</b>	<b>12/30/25</b>	<b>V01105</b>	<b>MetLife</b>	<b>4,148.85</b>
	136457	133286	Group Dental Insurance	339.17
	136457	133286	Group Vision Insurance	66.76
	136457	133286	Group Life Insurance	356.46
	136457	133286	Group Dental Insurance	234.08
	136457	133286	Group Vision Insurance	45.51
	136457	133286	Group Life Insurance	139.62
	136457	133286	Group Dental Insurance	819.03
	136457	133286	Group Vision Insurance	149.12
	136457	133286	Group Life Insurance	398.19
	136457	133286	Group Dental Insurance	14.31
	136457	133286	Group Vision Insurance	3.03
	136457	133286	Group Life Insurance	14.04
	136457	133286	Group Dental Insurance	200.33
	136457	133286	Group Vision Insurance	38.55
	136457	133286	Group Life Insurance	154.05
	136457	133286	Group Dental Insurance	142.66
	136457	133286	Group Vision Insurance	26.47
	136457	133286	Group Life Insurance	91.65
	136457	133286	Group Dental Insurance	63.14
	136457	133286	Group Vision Insurance	12.08
	136457	133286	Group Life Insurance	33.54
	136457	133286	Group Dental Insurance	207.72
	136457	133286	Group Vision Insurance	39.49
	136457	133286	Group Life Insurance	120.90
	136457	133286	Group Dental Insurance	169.00

Period: 12/01/25..12/31/25  
Port Freeport

Page 27

FREEPORT\OBRIEN


Unaudited  
Page 41 of 41



1100 CHERRY ST. • FREEPORT, TX 77541  
(979) 233-2667 • 1 (800) 362-5743 • FAX: (979) 373-0023  
WWW.PORTFREEPORT.COM

## MEMORANDUM

**TO:** Commissioners  
Directors  
Legal Counsel

**FROM:** Jason Hull, P.E.   
Director of Engineering

**DATE:** January 13, 2026

**SUBJECT:** **Approval of a Temporary Easement to the US Army Corps of Engineers for their use of Dredge Material Placement Area 1**

---

The Project Partnership Agreement that Port Freeport and US Army Corps of Engineering signed requires that we make Dredge Material Placement Area 1 available for Corps use in maintaining the Channel. The previous temporary easement was granted in August 2004 and expired in August of 2024. This temporary easement will expire on December 31, 2045.

I recommend approval of the new Temporary Dredge Material Placement Easement as presented.

PORT COMMISSION


ROB GIESECKE, CHAIRMAN; RUDY SANTOS, VICE CHAIRMAN; KIM KINCANNON, SECRETARY; DAN CROFT, ASST. SECRETARY;  
BARBARA FRATILA, COMMISSIONER; RAVI K. SINGHANIA, COMMISSIONER; PHYLLIS SAATHOFF, EXECUTIVE DIRECTOR/CEO



1100 CHERRY ST. • FREEPORT, TX 77541  
(979) 233-2667 • 1 (800) 362-5743 • FAX: (979) 373-0023  
WWW.PORTFREEPORT.COM

## MEMORANDUM

**TO:** Commissioners  
Directors  
Legal Counsel

**FROM:** Jason Hull, P.E.   
Director of Engineering

**DATE:** January 13, 2026

**SUBJECT:** Approval Charge Order No. 1 for Rider 37 Roadways  
CSJ: 0912-31-337

---

The Rider 37 Roadways Project (Velasco Terminal Access CSJ: 0912-31-337) is currently closing out. The project had a reduction in scope of underground utilities, and street tie-ins to the TxDOT FM 1495 project. The project also had a combination of weather and utility company relocation delays which increased the contract time. Attached is Change Order No. 1 (Final) which is being requested by TxDOT to close out the project.

I recommend approval of Change Order No. 1 (Final) as presented.

### PORT COMMISSION

ROB GIESECKE, CHAIRMAN; RUDY SANTOS, VICE CHAIRMAN; KIM KINCANNON, SECRETARY; DAN CROFT, ASST. SECRETARY;  
BARBARA FRATILA, COMMISSIONER; RAVI K. SINGHANIA, COMMISSIONER; PHYLLIS SAATHOFF, EXECUTIVE DIRECTOR/CEO

## CHANGE ORDER

Change Order No. 1 (Final)

Date: 1/13/2026

PROJECT: Rider 37 Roadways (Velasco Terminal Access CSJ: 0912-31-337)

PROJECT NUMBER: 23-01

CONTRACTOR: Harper Brothers Construction, Inc.

This contract shall be modified to include the changes listed below, and the contract price and/or contract time shall be changed to reflect these modifications.

1. Decrease Contract amount by \$675,000.00 for reduction in scope of underground utilities; and
2. Decrease Contract amount by \$65,309.24 for reduction in scope of 4<sup>th</sup> and 8<sup>th</sup> street tie-ins; and
3. Increase Contract time by 180 days due to weather and multiple utility relocation delays

Decrease in Contract Amount: \$740,309.76

Increase in Contract Time: 180 Calendar days

Original Contract Amount: \$ 9,000,000.00

Total Amount of Previous Change Orders: \$ 0.00

Amount of this Change Order: \$ (740,309.24)

Revised Contract Amount: \$8,259,690.76

This Change Order is accepted and executed by Port Freeport and Harper Brothers Construction, Inc. (Contractor) as signed by their duly authorized representatives below.

Port Freeport  
(Owner)

Harper Brothers Construction, Inc.  
(Contractor)

By: \_\_\_\_\_  
Phyllis Saathoff, CEO

By: \_\_\_\_\_  
[Name, Title]





1100 CHERRY ST. • FREEPORT, TX 77541  
(979) 233-2667 • 1 (800) 362-5743 • FAX: (979) 373-0023  
[WWW.PORTFREEPORT.COM](http://WWW.PORTFREEPORT.COM)

**TO:** Executive Director/CEO  
Port Freeport Commissioners  
Legal Counsel

**FROM:** Director of Business & Economic Development

**DATE:** January 22, 2026

**SUBJECT:** Economic Impact Study – Texas A&M Transportation Institute

---

Every 2-3 years, Port Freeport has an Economic Impact Study performed. The study collects employment data for the activity along the Freeport Harbor Channel and calculate Port Freeport's Economic Impact to the County, the State of Texas and the United States.

The last study was performed in 2022, and staff would recommend having another study performed. Texas A&M Transportation Institute ("TTI") has performed previous studies, and TTI has offered to perform the study for \$87,000. The study would take about 7 months to complete. In 2022, TTI performed the study for \$66,500.

Staff would recommend engaging TTI for the 2026 study and is seeking the Finance Committee's support and the Port Commission's approval.

[PORT COMMISSION](#)

[ROB GIESECKE](#), CHAIRMAN; [RUDY SANTOS](#), VICE CHAIRMAN; [KIM KINCANNON](#), SECRETARY; [DAN CROFT](#), ASST. SECRETARY;  
[BARBARA FRATILA](#), COMMISSIONER; [RAVI K. SINGHANIA](#), COMMISSIONER; [PHYLLIS SAATHOFF](#), EXECUTIVE DIRECTOR/CEO



1100 CHERRY ST. • FREEPORT, TX 77541  
(979) 233-2667 • 1 (800) 362-5743 • FAX: (979) 373-0023  
WWW.PORTFREEPORT.COM

**TO:** Executive Director/CEO  
Port Freeport Commissioners  
Legal Counsel

**FROM:** Director of Business & Economic Development

**DATE:** January 22, 2026

**SUBJECT:** IFPA – Global Produce and Floral Show 2026

---

The [International Fresh Produce Association's](#) ("IFPA") [Global Produce and Floral Show](#) will take place in Orlando, FL on October 14-16, 2026. This Global Conference brings together entities from all facets of the supply chain related to fresh produce and floral, and an excellent opportunity to connect with growers, buyers, retailers, carriers, freight forwarders and garner Port Freeport more industry exposure.

Port Freeport exhibited at the 2025 event and felt it was very beneficial and the port gained further exposure within this segment of industry. The event will occur in Port Freeport's FY2027 for which a budget has not been adopted, thus staff requests the Port Commissions approval to incur costs related to the IFPA Global Produce and Floral Show Breakbulk Americas in advance of the adoption of Port Freeport's FY2027.

[PORT COMMISSION](#)

[ROB GIESECKE](#), CHAIRMAN; [RUDY SANTOS](#), VICE CHAIRMAN; [KIM KINCANNON](#), SECRETARY; [DAN CROFT](#), ASST. SECRETARY;  
[BARBARA FRATILA](#), COMMISSIONER; [RAVI K. SINGHANIA](#), COMMISSIONER; [PHYLLIS SAATHOFF](#), EXECUTIVE DIRECTOR/CEO