

GoToMeeting Instructions

Join a GoToMeeting from the link provided on the agenda:

1. Open the meeting agenda from Port Freeports Website (<http://www.portfreeport.com/meeting-agenda>).

Port Commission

2020 ▾

Committee ▶

Port Commission ▾

Port Commission via Teleconference (Agenda and Agenda Packet accessible below)

April 9, 2020

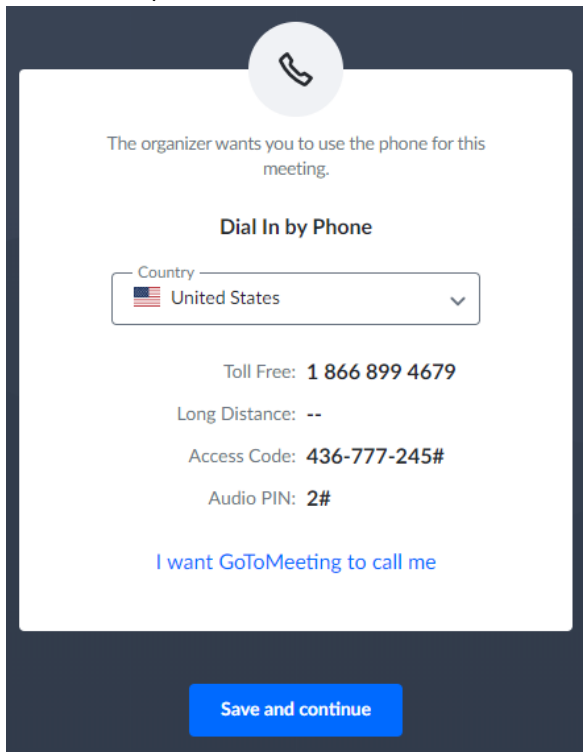
[Read More >>](#) 

2. Click the link provided in the agenda to join the meeting (You will be able to join 15 minutes prior to the meeting start time).

You can join the meeting from your computer, tablet or smartphone (For Document Viewing).


<https://app.gotomeeting.com/436777245> 

3. A pop up with call in instructions will appear. To hear audio, you must dial in by phone. Please call the Toll-Free Number, then when prompted enter in the Access Code followed by the provided Audio Pin # (Do not use the numbers in the example below).



The organizer wants you to use the phone for this meeting.

Dial In by Phone

Country:  United States ▾

Toll Free: **1 866 899 4679**

Long Distance: --

Access Code: **436-777-245#**

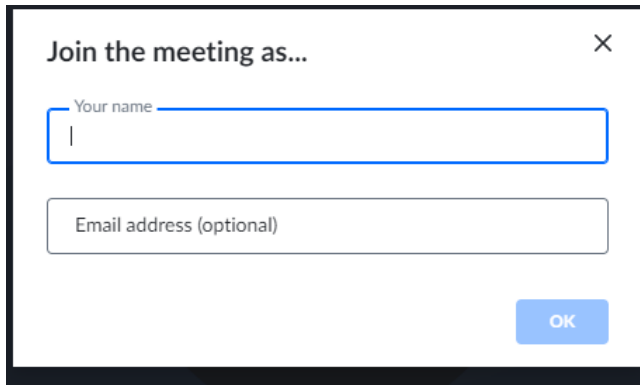
Audio PIN: **2#**

[I want GoToMeeting to call me](#)

[Save and continue](#)

*Click Save and Continue.

6. You will now be asked for Your Name and an Option Email Address.



The image shows a dialog box titled "Join the meeting as..." with a close button (X) in the top right corner. It contains two input fields: "Your name" and "Email address (optional)". The "Your name" field is currently empty and has a blue border. The "Email address (optional)" field is also empty. A blue "OK" button is located at the bottom right of the dialog box.

7. Once you Click Ok you will be placed into the meeting.

8. Please place your phone on mute.